

R-BUS 2

Technical *specifications*



AIVIUK BEYOND
THE GLIDE

TECHNICAL SPECIFICATIONS

			31	34	37	40
Cells	Number		55	55	55	55
Aspect ratio	Flat		5,4	5,4	5,4	5,4
	Projected		4,13	4,13	4,13	4,13
Area	Flat	m2	31	34	37	40
	Projected	m2	27,12	29,74	32,37	34,99
Span	Flat	m	12,94	13,55	14,14	14,7
Chord	Max	m	2,97	3,11	3,24	3,37
Lines	Total	m	387	406	424	442
	Main		2+2/5/3/2	2+2/5/3/2	2+2/5/3/2	2+2/5/3/2
Risers	Number	4	A+A'/B/C/D	A+A'/B/C/D	A+A'/B/C/D	A+A'/B/C/D
	Trimmers	mm	140	140	140	140
Glider weight		kg	7,83	8,27	8,85	9,2
Total weight in flight	Min-Max	kg	100-450	120-500	150-600	210-600
Certification	8 G max. 394 kg		EN 926-1	EN 926-1	EN 926-1	EN 926-1
	5.25 G max. 450 kg		DGAC	DGAC	DGAC	DGAC
	5.25 G max. 600 kg		LOAD TEST	LOAD TEST	LOAD TEST	LOAD TEST

The total weight of the wing may differ $\pm 2\%$ due to variations in the weight of the fabric supplied by the manufacturers.

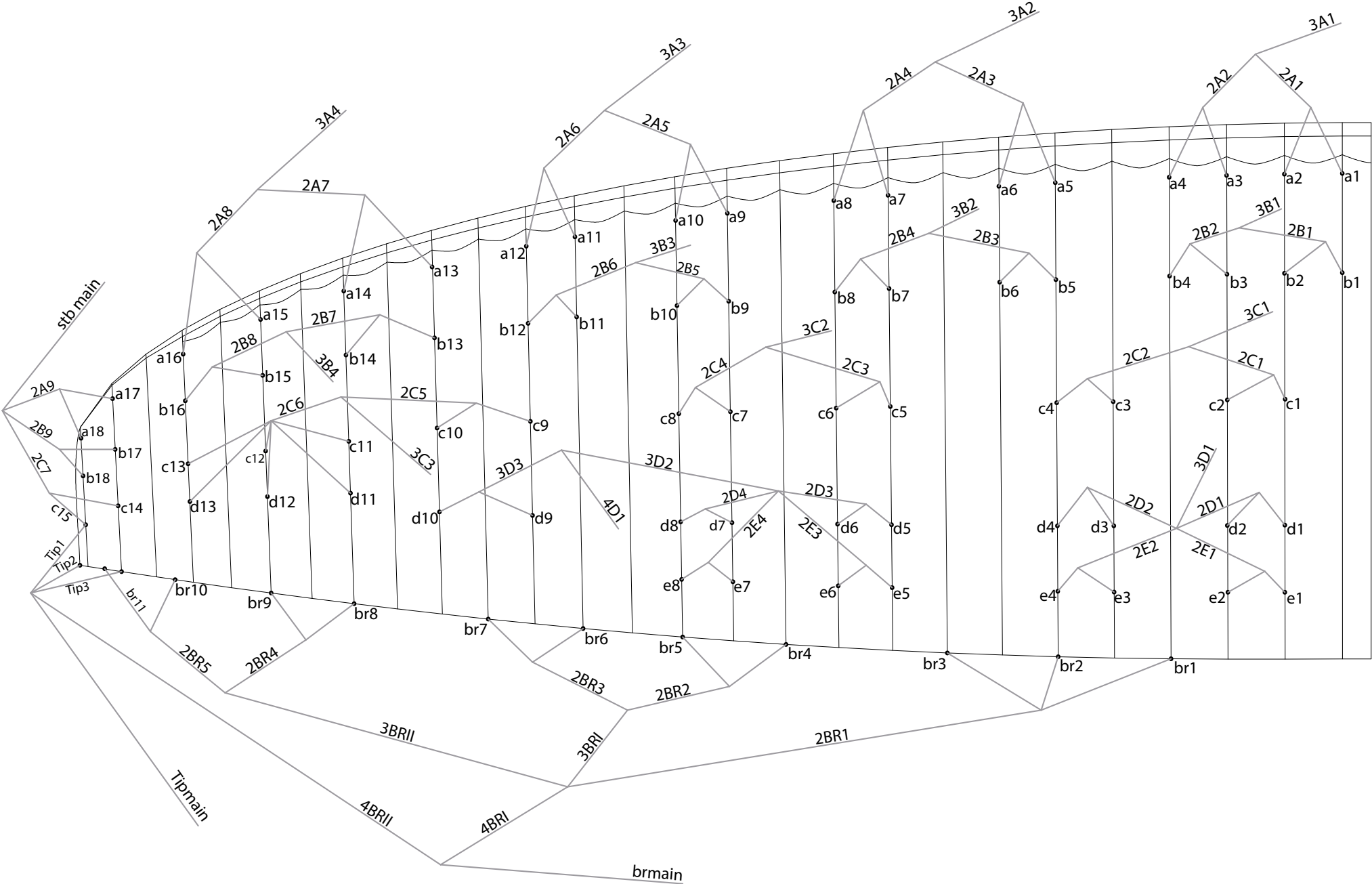
MATERIALS

CANOPY	FABRIC CODE	SUPPLIER
UPPER SURFACE	N30 DMF	DOMINICO TEX CO
BOTTOM SURFACE	N30 DMF	DOMINICO TEX CO
PROFILES	30 DFM	DOMINICO TEX CO
DIAGONALS	30 DFM	DOMINICO TEX CO
LOOPS	LKI - 12	KOLON IND. (KOREA)
REINFORCEMENT LOOPS	W-420	D-P (GERMANY)
TRAILING EDGE REINFORCEMENT	MYLAR	D-P (GERMANY)
RIBS REINFORCEMENT	LTN-0.8/1 STICK	SPORTWARE CO.CHINA
THREAD	SERAFIL 60	AMAN (GERMANY)

SUSPENSION LINES	FABRIC CODE	SUPPLIER
UPPER CASCADES	TNL - 80	TEIJIM LIMITED (JAPAN)
UPPER CASCADES	TNL - 140	TEIJIM LIMITED (JAPAN)
MIDDLE CASCADES	TNL - 140	TEIJIM LIMITED (JAPAN)
MIDDLE CASCADES	TNL - 220	TEIJIM LIMITED (JAPAN)
MIDDLE CASCADES	TNL - 280	TEIJIM LIMITED (JAPAN)
MAIN	TNL - 220	TEIJIM LIMITED (JAPAN)
MAIN	TNL - 280	TEIJIM LIMITED (JAPAN)
MAIN	TNL - 400	TEIJIM LIMITED (JAPAN)
MAIN	TNL - 500	TEIJIM LIMITED (JAPAN)
MAIN BREAK	TARAX-240	EDELRID (GERMANY)
THREAD	SERAFIL 60	AMAN (GERMANY)

RISERS	FABRIC CODE	SUPPLIER
MATERIAL	G-R 23	TECNI SANGLES (FRANCE)
COLOR INDICATOR	PAD	TECNI SANGLES (FRANCE)
THREAD	V138	COATS (ENGLAND)
MAILLONS	MRI4	ANSUNG PRECISION (KOREA)

LINE PLAN




RISER PLAN

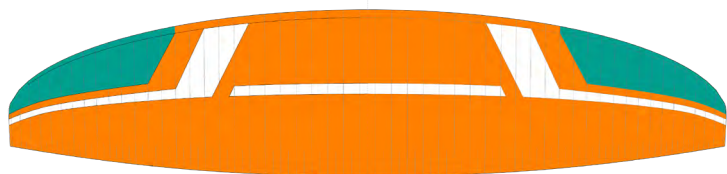
A	A'	B	C	D
3A1	3A3	3B1	3C1	3D1
3A2	3A4	3B2	3C2	4D1
		3B3	3C3	
		3B4		
		stbmain		



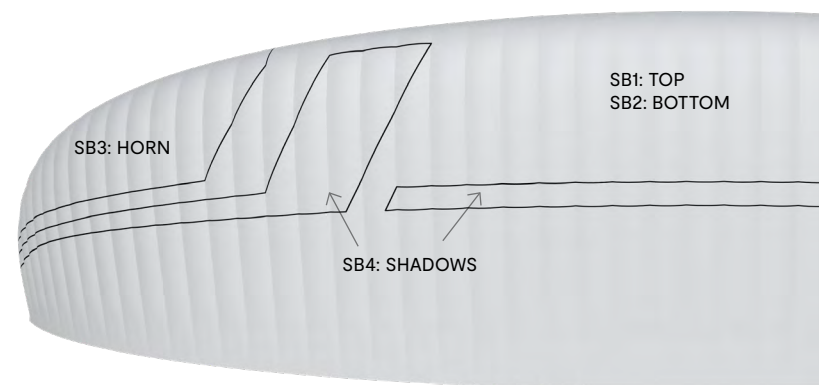
COLOURS



ECLIPSE	SB1	ROYAL BLUE	TOP	REF: 317
	SB2	WHITE	BOTTOM	REF: 001
	SB3	DRAGON RED	HORN	REF: 636
	SB4	WHITE	SHADOWS	REF: 001



MAGMA	SB1	ORANGE	TOP	REF: 744
	SB2	WHITE	BOTTOM	REF: 001
	SB3	SPECTRA GREEN	HORN	REF: 17-5335
	SB4	WHITE	SHADOWS	REF: 001



WING LOAD TECHNICAL DATA

R-BUS 2

31		34		37		40	
P.T.V.	KG/M2	P.T.V.	KG/M2	P.T.V.	KG/M2	P.T.V.	KG/M2
100	= 3,23	120	= 3,53	150	= 4,05	210	= 5,25
120	= 3,87	140	= 4,12	170	= 4,59	230	= 5,75
140	= 4,52	160	= 4,71	190	= 5,14	250	= 6,25
160	= 5,16	180	= 5,29	210	= 5,68	270	= 6,75
180	= 5,81	200	= 5,88	230	= 6,22	290	= 7,25
200	= 6,45	220	= 6,47	250	= 6,76	310	= 7,75
220	= 7,10	240	= 7,06	270	= 7,30	330	= 8,25
240	= 7,74	260	= 7,65	290	= 7,84	350	= 8,75
260	= 8,39	280	= 8,24	310	= 8,38	370	= 9,25
280	= 9,03	300	= 8,82	330	= 8,92	390	= 9,75
300	= 9,68	320	= 9,41	350	= 9,46	410	= 10,25
320	= 10,32	340	= 10,00	370	= 10,00	430	= 10,75
340	= 10,97	360	= 10,59	390	= 10,54	450	= 11,25
360	= 11,61	380	= 11,18	410	= 11,08	470	= 11,75
380	= 12,26	400	= 11,76	430	= 11,62	490	= 12,25
400	= 12,90	420	= 12,35	450	= 12,16	510	= 12,75
410	= 13,23	440	= 12,94	470	= 12,70	530	= 13,25
420	= 13,55	460	= 13,53	490	= 13,24	550	= 13,75
430	= 13,87	480	= 14,12	510	= 13,78	570	= 14,25
440	= 14,19	500	= 14,71	530	= 14,32	590	= 14,75
450	= 14,52			550	= 14,86	600	= 15,00
				570	= 15,41		
				590	= 15,95		
				600	= 16,22		

LINES

R-BUS 2 31

REF.	MAT.	kg	COLOR	mm
A				
a1	TNL	140	GREEN	523
a2	TNL	140	GREEN	462
a3	TNL	140	GREEN	476
a4	TNL	140	GREEN	514
a5	TNL	140	GREEN	509
a6	TNL	140	GREEN	453
a7	TNL	140	GREEN	442
a8	TNL	140	GREEN	487
a9	TNL	140	GREEN	461
a10	TNL	140	GREEN	431
a11	TNL	140	GREEN	398
a12	TNL	140	GREEN	431
a13	TNL	140	GREEN	1120
a14	TNL	80	GREEN	1008
a15	TNL	80	GREEN	1003
a16	TNL	80	GREEN	959
a17	TNL	80	GREEN	467
a18	TNL	80	GREEN	396

2A1	TNL	280	GREEN	903
2A2	TNL	280	GREEN	877
2A3	TNL	280	GREEN	1442
2A4	TNL	280	GREEN	1459
2A5	TNL	280	GREEN	1365
2A6	TNL	280	GREEN	1398
2A7	TNL	220	GREEN	1046
2A8	TNL	140	GREEN	962
2A9	TNL	140	RED	845

3A1	TNL	500	GREEN	5943
3A2	TNL	500	GREEN	5393
3A3	TNL	500	GREEN	5519
3A4	TNL	400	GREEN	5126

REF.	MAT.	kg	COLOR	mm
B				
b1	TNL	140	BLUE	517
b2	TNL	140	BLUE	456
b3	TNL	140	BLUE	468
b4	TNL	140	BLUE	510
b5	TNL	140	BLUE	503
b6	TNL	140	BLUE	447
b7	TNL	140	BLUE	432
b8	TNL	140	BLUE	483
b9	TNL	140	BLUE	589
b10	TNL	140	BLUE	561
b11	TNL	140	BLUE	645
b12	TNL	140	BLUE	684
b13	TNL	140	BLUE	778
b14	TNL	80	BLUE	682
b15	TNL	80	BLUE	714
b16	TNL	80	BLUE	688
b17	TNL	80	BLUE	370
b18	TNL	80	BLUE	334

2B1	TNL	280	BLUE	843
2B2	TNL	280	BLUE	820
2B3	TNL	280	BLUE	1,347
2B4	TNL	280	BLUE	1376
2B5	TNL	220	BLUE	1112
2B6	TNL	220	BLUE	1039
2B7	TNL	140	BLUE	1214
2B8	TNL	140	BLUE	1099
2B9	TNL	140	RED	907

3B1	TNL	400	BLUE	5889
3B2	TNL	400	BLUE	5385
3B3	TNL	400	BLUE	5553
3B4	TNL	280	BLUE	5254
STB MAIN	TNL	220	RED	5503

REF.	MAT.	kg	COLOR	mm
C				
c1	TNL	140	BLUE	434
c2	TNL	140	BLUE	366
c3	TNL	140	BLUE	364
c4	TNL	140	BLUE	426
c5	TNL	80	BLUE	402
c6	TNL	80	BLUE	360
c7	TNL	80	BLUE	318
c8	TNL	80	BLUE	387
c9	TNL	80	BLUE	960
c10	TNL	80	BLUE	835
c11	TNL	80	BLUE	863
c12	TNL	80	BLUE	809
c13	TNL	80	BLUE	875
c14	TNL	80	BLUE	322
c15	TNL	80	BLUE	306

2C1	TNL	220	blue	1098
2C2	TNL	220	BLUE	1092
2C3	TNL	220	BLUE	966
2C4	TNL	220	BLUE	1,041
2C5	TNL	140	BLUE	866
2C6	TNL	140	BLUE	790
2C9	TNL	140	RED	1016

3C1	TNL	400	BLUE	5709
3C2	TNL	280	BLUE	5869
3C3	TNL	280	BLUE	5514

REF.	MAT.	kg	COLOR	mm
D				
d1	TNL	80	BLUE	434
d2	TNL	80	BLUE	361
d3	TNL	80	BLUE	357
d4	TNL	80	BLUE	427
d5	TNL	80	BLUE	406
d6	TNL	80	BLUE	345
d7	TNL	80	BLUE	322
d8	TNL	80	BLUE	384
d9	TNL	80	BLUE	662
d10	TNL	80	BLUE	753
d11	TNL	80	BLUE	931
d12	TNL	80	BLUE	880
d13	TNL	80	BLUE	939

2D1	TNL	140	BLUE	983
2D2	TNL	140	BLUE	983
2D3	TNL	140	BLUE	887
2D4	TNL	140	BLUE	911
3D2	TNL	220	BLUE	1314
3D3	TNL	140	BLUE	2019

3D1	TNL	280	BLUE	5906
4D1	TNL	280	BLUE	4755

REF.	MAT.	kg	COLOR	mm
E				
e1	TNL	80	BLUE	450
e2	TNL	80	BLUE	382
e3	TNL	80	BLUE	378
e4	TNL	80	BLUE	442
e5	TNL	80	BLUE	425
e6	TNL	80	BLUE	364
e7	TNL	80	BLUE	341
e8	TNL	80	BLUE	396

2E1	TNL	140	BLUE	1048
2E2	TNL	140	BLUE	1048
2E3	TNL	140	BLUE	952
2E4	TNL	140	BLUE	968

TIP1	TNL	80	RED	1622
TIP2	TNL	80	RED	1589
TIP3	TNL	80	RED	1724

TIPMAIN	TARAX	200	RED	5384
---------	-------	-----	-----	------

REF.	MAT.	kg	COLOR	mm
BRAKE				
br1	TNL	140	RED	1814
br2	TNL	140	RED	1493
br3	TNL	140	RED	1349
br4	TNL	140	RED	938
br5	TNL	140	RED	855
br6	TNL	140	RED	785
br7	TNL	140	RED	854
br8	TNL	140	RED	728
br9	TNL	140	RED	671
br10	TNL	140	RED	807
br11	TNL	140	RED	782

2BR1	TNL	140	red	2549
2BR2	TNL	140	RED	957
2BR3	TNL	140	RED	1026
2BR4	TNL	140	RED	896
2BR5	TNL	140	RED	636
3BRI	TNL	140	RED	1898
3BRII	TNL	140	RED	2067
4BRI	TNL	280	RED	1660
4BRII	TNL	140	RED	3032

BRMAIN	TARAX	240	RED	2470
--------	-------	-----	-----	------

KNOT POINT:				2270
-------------	--	--	--	------

LINES

R-BUS 2 34

REF.	MAT.	kg	COLOR	mm
A				
a1	TNL	140	GREEN	547
a2	TNL	140	GREEN	485
a3	TNL	140	GREEN	498
a4	TNL	140	GREEN	539
a5	TNL	140	GREEN	533
a6	TNL	140	GREEN	475
a7	TNL	140	GREEN	462
a8	TNL	140	GREEN	511
a9	TNL	140	GREEN	483
a10	TNL	140	GREEN	452
a11	TNL	140	GREEN	417
a12	TNL	140	GREEN	452
a13	TNL	140	GREEN	1172
a14	TNL	80	GREEN	1056
a15	TNL	80	GREEN	1050
a16	TNL	80	GREEN	1005
a17	TNL	80	GREEN	490
a18	TNL	80	GREEN	415

2A1	TNL	280	GREEN	945
2A2	TNL	280	GREEN	920
2A3	TNL	280	GREEN	1509
2A4	TNL	280	GREEN	1529
2A5	TNL	280	GREEN	1428
2A6	TNL	280	GREEN	1465
2A7	TNL	220	GREEN	1096
2A8	TNL	140	GREEN	1007
2A9	TNL	140	RED	885

3A1	TNL	500	GREEN	6241
3A2	TNL	500	GREEN	5670
3A3	TNL	500	GREEN	5805
3A4	TNL	400	GREEN	5394

REF.	MAT.	kg	COLOR	mm
B				
b1	TNL	140	BLUE	541
b2	TNL	140	BLUE	478
b3	TNL	140	BLUE	490
b4	TNL	140	BLUE	534
b5	TNL	140	BLUE	526
b6	TNL	140	BLUE	469
b7	TNL	140	BLUE	452
b8	TNL	140	BLUE	506
b9	TNL	140	BLUE	617
b10	TNL	140	BLUE	588
b11	TNL	140	BLUE	675
b12	TNL	140	BLUE	716
b13	TNL	140	BLUE	815
b14	TNL	80	BLUE	714
b15	TNL	80	BLUE	748
b16	TNL	80	BLUE	721
b17	TNL	80	BLUE	387
b18	TNL	80	BLUE	350

2B1	TNL	280	BLUE	882
2B2	TNL	280	BLUE	860
2B3	TNL	280	BLUE	1.410
2B4	TNL	280	BLUE	1442
2B5	TNL	220	BLUE	1164
2B6	TNL	220	BLUE	1089
2B7	TNL	140	BLUE	1271
2B8	TNL	140	BLUE	1151
2B9	TNL	140	RED	950

3B1	TNL	400	BLUE	6185
3B2	TNL	400	BLUE	5661
3B3	TNL	400	BLUE	5841
3B4	TNL	280	BLUE	5528
STB MAIN	TNL	220	RED	5790

REF.	MAT.	kg	COLOR	mm
C				
c1	TNL	140	BLUE	454
c2	TNL	140	BLUE	383
c3	TNL	140	BLUE	381
c4	TNL	140	BLUE	447
c5	TNL	80	BLUE	421
c6	TNL	80	BLUE	378
c7	TNL	80	BLUE	332
c8	TNL	80	BLUE	405
c9	TNL	80	BLUE	1005
c10	TNL	80	BLUE	874
c11	TNL	80	BLUE	904
c12	TNL	80	BLUE	848
c13	TNL	80	BLUE	917
c14	TNL	80	BLUE	338
c15	TNL	80	BLUE	321

2C1	TNL	220	blue	1148
2C2	TNL	220	BLUE	1145
2C3	TNL	220	BLUE	1011
2C4	TNL	220	BLUE	1.091
2C5	TNL	140	BLUE	907
2C6	TNL	140	BLUE	828
2C9	TNL	140	RED	1064

3C1	TNL	400	BLUE	5997
3C2	TNL	280	BLUE	6170
3C3	TNL	280	BLUE	5801

REF.	MAT.	kg	COLOR	mm
D				
d1	TNL	80	BLUE	454
d2	TNL	80	BLUE	378
d3	TNL	80	BLUE	373
d4	TNL	80	BLUE	447
d5	TNL	80	BLUE	425
d6	TNL	80	BLUE	361
d7	TNL	80	BLUE	337
d8	TNL	80	BLUE	402
d9	TNL	80	BLUE	693
d10	TNL	80	BLUE	789
d11	TNL	80	BLUE	975
d12	TNL	80	BLUE	922
d13	TNL	80	BLUE	984

2D1	TNL	140	BLUE	1028
2D2	TNL	140	BLUE	1031
2D3	TNL	140	BLUE	928
2D4	TNL	140	BLUE	955
3D2	TNL	220	BLUE	1375
3D3	TNL	140	BLUE	2115

3D1	TNL	280	BLUE	6204
4D1	TNL	280	BLUE	5005

REF.	MAT.	kg	COLOR	mm
E				
e1	TNL	80	BLUE	472
e2	TNL	80	BLUE	400
e3	TNL	80	BLUE	395
e4	TNL	80	BLUE	463
e5	TNL	80	BLUE	446
e6	TNL	80	BLUE	382
e7	TNL	80	BLUE	357
e8	TNL	80	BLUE	415

2E1	TNL	140	BLUE	1097
2E2	TNL	140	BLUE	1099
2E3	TNL	140	BLUE	996
2E4	TNL	140	BLUE	1015

TIP1	TNL	80	RED	1703
TIP2	TNL	80	RED	1638
TIP3	TNL	80	RED	1678

TIPMAIN	TARAX	200	RED	5657
---------	-------	-----	-----	------

REF.	MAT.	kg	COLOR	mm
BRAKE				
br1	TNL	140	RED	1899
br2	TNL	140	RED	1564
br3	TNL	140	RED	1414
br4	TNL	140	RED	982
br5	TNL	140	RED	896
br6	TNL	140	RED	821
br7	TNL	140	RED	895
br8	TNL	140	RED	762
br9	TNL	140	RED	703
br10	TNL	140	RED	844
br11	TNL	140	RED	819

2BR1	TNL	140	red	2665
2BR2	TNL	140	RED	1001
2BR3	TNL	140	RED	1075
2BR4	TNL	140	RED	938
2BR5	TNL	140	RED	666
3BRI	TNL	140	RED	1988
3BRII	TNL	140	RED	2169
4BRI	TNL	280	RED	1738
4BRII	TNL	140	RED	3187

BRMAIN	TARAX	240	RED	2603
--------	-------	-----	-----	------

KNOT POINT:				2403
-------------	--	--	--	------

LINES

R-BUS 2 37

REF.	MAT.	kg	COLOR	mm
A				
a1	TNL	140	GREEN	571
a2	TNL	140	GREEN	506
a3	TNL	140	GREEN	519
a4	TNL	140	GREEN	562
a5	TNL	140	GREEN	556
a6	TNL	140	GREEN	496
a7	TNL	140	GREEN	482
a8	TNL	140	GREEN	533
a9	TNL	140	GREEN	503
a10	TNL	140	GREEN	471
a11	TNL	140	GREEN	435
a12	TNL	140	GREEN	472
a13	TNL	140	GREEN	1223
a14	TNL	80	GREEN	1102
a15	TNL	80	GREEN	1096
a16	TNL	80	GREEN	1049
a17	TNL	80	GREEN	511
a18	TNL	80	GREEN	433

2A1	TNL	280	GREEN	985
2A2	TNL	280	GREEN	960
2A3	TNL	280	GREEN	1573
2A4	TNL	280	GREEN	1596
2A5	TNL	280	GREEN	1489
2A6	TNL	280	GREEN	1529
2A7	TNL	220	GREEN	1143
2A8	TNL	140	GREEN	1051
2A9	TNL	140	RED	923

3A1	TNL	500	GREEN	6527
3A2	TNL	500	GREEN	5934
3A3	TNL	500	GREEN	6079
3A4	TNL	400	GREEN	5652

REF.	MAT.	kg	COLOR	mm
B				
b1	TNL	140	BLUE	564
b2	TNL	140	BLUE	499
b3	TNL	140	BLUE	510
b4	TNL	140	BLUE	557
b5	TNL	140	BLUE	549
b6	TNL	140	BLUE	489
b7	TNL	140	BLUE	471
b8	TNL	140	BLUE	528
b9	TNL	140	BLUE	643
b10	TNL	140	BLUE	614
b11	TNL	140	BLUE	704
b12	TNL	140	BLUE	747
b13	TNL	140	BLUE	850
b14	TNL	80	BLUE	746
b15	TNL	80	BLUE	780
b16	TNL	80	BLUE	752
b17	TNL	80	BLUE	404
b18	TNL	80	BLUE	365

2B1	TNL	280	BLUE	920
2B2	TNL	280	BLUE	898
2B3	TNL	280	BLUE	1.469
2B4	TNL	280	BLUE	1505
2B5	TNL	220	BLUE	1214
2B6	TNL	220	BLUE	1137
2B7	TNL	140	BLUE	1325
2B8	TNL	140	BLUE	1202
2B9	TNL	140	RED	991

3B1	TNL	400	BLUE	6468
3B2	TNL	400	BLUE	5926
3B3	TNL	400	BLUE	6116
3B4	TNL	280	BLUE	5791
STB MAIN	TNL	220	RED	6065

REF.	MAT.	kg	COLOR	mm
C				
c1	TNL	140	BLUE	474
c2	TNL	140	BLUE	401
c3	TNL	140	BLUE	397
c4	TNL	140	BLUE	466
c5	TNL	80	BLUE	439
c6	TNL	80	BLUE	394
c7	TNL	80	BLUE	346
c8	TNL	80	BLUE	423
c9	TNL	80	BLUE	1049
c10	TNL	80	BLUE	912
c11	TNL	80	BLUE	943
c12	TNL	80	BLUE	885
c13	TNL	80	BLUE	958
c14	TNL	80	BLUE	352
c15	TNL	80	BLUE	335

2C1	TNL	220	blue	1197
2C2	TNL	220	BLUE	1195
2C3	TNL	220	BLUE	1053
2C4	TNL	220	BLUE	1.139
2C5	TNL	140	BLUE	946
2C6	TNL	140	BLUE	864
2C9	TNL	140	RED	1110

3C1	TNL	400	BLUE	6273
3C2	TNL	280	BLUE	6458
3C3	TNL	280	BLUE	6075

REF.	MAT.	kg	COLOR	mm
D				
d1	TNL	80	BLUE	474
d2	TNL	80	BLUE	395
d3	TNL	80	BLUE	389
d4	TNL	80	BLUE	466
d5	TNL	80	BLUE	444
d6	TNL	80	BLUE	377
d7	TNL	80	BLUE	351
d8	TNL	80	BLUE	420
d9	TNL	80	BLUE	723
d10	TNL	80	BLUE	823
d11	TNL	80	BLUE	1017
d12	TNL	80	BLUE	962
d13	TNL	80	BLUE	1027

2D1	TNL	140	BLUE	1072
2D2	TNL	140	BLUE	1077
2D3	TNL	140	BLUE	967
2D4	TNL	140	BLUE	996
3D2	TNL	220	BLUE	1432
3D3	TNL	140	BLUE	2207

3D1	TNL	280	BLUE	6489
4D1	TNL	280	BLUE	5245

REF.	MAT.	kg	COLOR	mm
E				
e1	TNL	80	BLUE	492
e2	TNL	80	BLUE	418
e3	TNL	80	BLUE	412
e4	TNL	80	BLUE	483
e5	TNL	80	BLUE	465
e6	TNL	80	BLUE	399
e7	TNL	80	BLUE	372
e8	TNL	80	BLUE	433

2E1	TNL	140	BLUE	1143
2E2	TNL	140	BLUE	1148
2E3	TNL	140	BLUE	1038
2E4	TNL	140	BLUE	1059

TIP1	TNL	80	RED	1780
TIP2	TNL	80	RED	1684
TIP3	TNL	80	RED	1830

TIPMAIN	TARAX	200	RED	5902
---------	-------	-----	-----	------

REF.	MAT.	kg	COLOR	mm
BRAKE				
br1	TNL	140	RED	1981
br2	TNL	140	RED	1632
br3	TNL	140	RED	1476
br4	TNL	140	RED	1024
br5	TNL	140	RED	935
br6	TNL	140	RED	856
br7	TNL	140	RED	933
br8	TNL	140	RED	794
br9	TNL	140	RED	735
br10	TNL	140	RED	880
br11	TNL	140	RED	854

2BR1	TNL	140	red	2776
2BR2	TNL	140	RED	1043
2BR3	TNL	140	RED	1123
2BR4	TNL	140	RED	978
2BR5	TNL	140	RED	696
3BRI	TNL	140	RED	2074
3BRII	TNL	140	RED	2266
4BRI	TNL	280	RED	1812
4BRII	TNL	140	RED	3542

BRMAIN	TARAX	240	RED	2757
--------	-------	-----	-----	------

KNOT POINT:				2557
-------------	--	--	--	------

LINES

R-BUS 2 40

REF.	MAT.	kg	COLOR	mm
A				
a1	TNL	140	GREEN	594
a2	TNL	140	GREEN	527
a3	TNL	140	GREEN	539
a4	TNL	140	GREEN	585
a5	TNL	140	GREEN	578
a6	TNL	140	GREEN	516
a7	TNL	140	GREEN	500
a8	TNL	140	GREEN	554
a9	TNL	140	GREEN	523
a10	TNL	140	GREEN	490
a11	TNL	140	GREEN	452
a12	TNL	140	GREEN	490
a13	TNL	140	GREEN	1271
a14	TNL	80	GREEN	1146
a15	TNL	80	GREEN	1139
a16	TNL	80	GREEN	1091
a17	TNL	80	GREEN	531
a18	TNL	80	GREEN	450

2A1	TNL	280	GREEN	1024
2A2	TNL	280	GREEN	999
2A3	TNL	280	GREEN	1634
2A4	TNL	280	GREEN	1661
2A5	TNL	280	GREEN	1548
2A6	TNL	280	GREEN	1590
2A7	TNL	220	GREEN	1188
2A8	TNL	140	GREEN	1093
2A9	TNL	140	RED	960

3A1	TNL	500	GREEN	6801
3A2	TNL	500	GREEN	6189
3A3	TNL	500	GREEN	6341
3A4	TNL	400	GREEN	5899

REF.	MAT.	kg	COLOR	mm
B				
b1	TNL	140	BLUE	587
b2	TNL	140	BLUE	519
b3	TNL	140	BLUE	530
b4	TNL	140	BLUE	580
b5	TNL	140	BLUE	571
b6	TNL	140	BLUE	509
b7	TNL	140	BLUE	490
b8	TNL	140	BLUE	549
b9	TNL	140	BLUE	669
b10	TNL	140	BLUE	638
b11	TNL	140	BLUE	731
b12	TNL	140	BLUE	777
b13	TNL	140	BLUE	884
b14	TNL	80	BLUE	775
b15	TNL	80	BLUE	811
b16	TNL	80	BLUE	782
b17	TNL	80	BLUE	420
b18	TNL	80	BLUE	379

2B1	TNL	280	BLUE	955
2B2	TNL	280	BLUE	934
2B3	TNL	280	BLUE	1527
2B4	TNL	280	BLUE	1565
2B5	TNL	220	BLUE	1261
2B6	TNL	220	BLUE	1183
2B7	TNL	140	BLUE	1378
2B8	TNL	140	BLUE	1250
2B9	TNL	140	RED	1030

3B1	TNL	400	BLUE	6740
3B2	TNL	400	BLUE	6180
3B3	TNL	400	BLUE	6380
3B4	TNL	280	BLUE	6044
STB MAIN	TNL	220	RED	6329

REF.	MAT.	kg	COLOR	mm
C				
c1	TNL	140	BLUE	492
c2	TNL	140	BLUE	417
c3	TNL	140	BLUE	412
c4	TNL	140	BLUE	485
c5	TNL	80	BLUE	456
c6	TNL	80	BLUE	410
c7	TNL	80	BLUE	360
c8	TNL	80	BLUE	439
c9	TNL	80	BLUE	1090
c10	TNL	80	BLUE	948
c11	TNL	80	BLUE	981
c12	TNL	80	BLUE	920
c13	TNL	80	BLUE	996
c14	TNL	80	BLUE	366
c15	TNL	80	BLUE	348

2C1	TNL	220	blue	1243
2C2	TNL	220	BLUE	1244
2C3	TNL	220	BLUE	1094
2C4	TNL	220	BLUE	1185
2C5	TNL	140	BLUE	984
2C6	TNL	140	BLUE	899
2C9	TNL	140	RED	1154

3C1	TNL	400	BLUE	6538
3C2	TNL	280	BLUE	6734
3C3	TNL	280	BLUE	6339

REF.	MAT.	kg	COLOR	mm
D				
d1	TNL	80	BLUE	492
d2	TNL	80	BLUE	411
d3	TNL	80	BLUE	404
d4	TNL	80	BLUE	485
d5	TNL	80	BLUE	461
d6	TNL	80	BLUE	393
d7	TNL	80	BLUE	365
d8	TNL	80	BLUE	437
d9	TNL	80	BLUE	751
d10	TNL	80	BLUE	856
d11	TNL	80	BLUE	1058
d12	TNL	80	BLUE	1000
d13	TNL	80	BLUE	1068

2D1	TNL	140	BLUE	1114
2D2	TNL	140	BLUE	1121
2D3	TNL	140	BLUE	1005
2D4	TNL	140	BLUE	1037
3D2	TNL	220	BLUE	1488
3D3	TNL	140	BLUE	2296

3D1	TNL	280	BLUE	6763
4D1	TNL	280	BLUE	5474

REF.	MAT.	kg	COLOR	mm
E				
e1	TNL	80	BLUE	511
e2	TNL	80	BLUE	435
e3	TNL	80	BLUE	428
e4	TNL	80	BLUE	503
e5	TNL	80	BLUE	483
e6	TNL	80	BLUE	415
e7	TNL	80	BLUE	387
e8	TNL	80	BLUE	450

2E1	TNL	140	BLUE	1188
2E2	TNL	140	BLUE	1195
2E3	TNL	140	BLUE	1079
2E4	TNL	140	BLUE	1102

TIP1	TNL	80	RED	1854
TIP2	TNL	80	RED	1728
TIP3	TNL	80	RED	1880

TIPMAIN	TARAX	200	RED	6168
---------	-------	-----	-----	------

REF.	MAT.	kg	COLOR	mm
BRAKE				
br1	TNL	140	RED	2059
br2	TNL	140	RED	1697
br3	TNL	140	RED	1536
br4	TNL	140	RED	1065
br5	TNL	140	RED	973
br6	TNL	140	RED	889
br7	TNL	140	RED	970
br8	TNL	140	RED	826
br9	TNL	140	RED	763
br10	TNL	140	RED	915
br11	TNL	140	RED	888

2BR1	TNL	140	red	2883
2BR2	TNL	140	RED	1083
2BR3	TNL	140	RED	1168
2BR4	TNL	140	RED	1016
2BR5	TNL	140	RED	724
3BRI	TNL	140	RED	2157
3BRII	TNL	140	RED	2359
4BRI	TNL	280	RED	1883
4BRII	TNL	140	RED	3479

BRMAIN	TARAX	240	RED	2853
--------	-------	-----	-----	------

KNOT POINT:				2653
-------------	--	--	--	------

LINE MEASUREMENTS

R-BUS 2 - 31

LINES HEIGHT MM

	A	B	C	D	E	br Tip	br
1	7345	7226	7217	7305	7387	6994	8258
2	7285	7165	7149	7232	7318	6961	7937
3	7272	7154	7142	7228	7314	7096	7793
4	7311	7196	7204	7298	7378		7679
5	7320	7212	7218	7330	7414		7596
6	7264	7156	7176	7268	7353		7595
7	7270	7170	7208	7270	7347		7664
8	7316	7221	7277	7332	7401		7577
9	7321	7232	7324	7419			7520
10	7291	7204	7199	7509			7396
11	7292	7214	7146	7214			7371
12	7325	7253	7092	7163			
13	7271	7225	7158	7222			
14	7161	7130	6825				
15	7072	7051	6809				
16	7028	7024					
17	6799	6763					
18	6727	6728					

RISERS LENGHT MM

	A	A'	B	C	D	
	350	350	350	350	350	STANDARD
	350	350	350	420	490	TRIMMER OPENED

R-BUS 2 - 34

LINES HEIGHT MM

	A	B	C	D	E	br Tip	br
1	7710	7586	7576	7668	7755	7348	8670
2	7647	7522	7506	7593	7683	7283	8335
3	7635	7511	7500	7590	7680	7323	8185
4	7676	7556	7565	7664	7748		8068
5	7688	7574	7582	7700	7789		7982
6	7629	7517	7539	7636	7725		7981
7	7637	7532	7574	7639	7719		8055
8	7686	7586	7647	7704	7777		7966
9	7692	7599	7697	7796			7907
10	7661	7570	7566	7891			7776
11	7663	7582	7512	7583			7751
12	7698	7623	7455	7529			
13	7642	7594	7525	7591			
14	7527	7494	7176				
15	7434	7412	7159				
16	7389	7384					
17	7148	7111					
18	7074	7074					

RISERS LENGHT MM

	A	A'	B	C	D	
	350	350	350	350	350	STANDARD
	350	350	350	420	490	TRIMMER OPENED

LINE MEASUREMENTS

R-BUS 2 - 37

LINES HEIGHT MM

	A	B	C	D	E	br Tip	br
1	8059	7929	7920	8017	8106	7670	9091
2	7994	7864	7847	7938	8033	7574	8742
3	7982	7853	7842	7937	8031	7720	8586
4	8025	7900	7912	8014	8102		8466
5	8039	7921	7931	8055	8147		8377
6	7979	7862	7886	7988	8081		8378
7	7988	7879	7924	7992	8075		8455
8	8040	7936	8000	8060	8136		8364
9	8047	7950	8054	8156			8303
10	8015	7920	7917	8257			8167
11	8018	7933	7862	7935			8141
12	8055	7976	7803	7880			
13	7997	7946	7876	7945			
14	7877	7843	7511				
15	7780	7757	7493				
16	7734	7729					
17	7483	7444					
18	7405	7405					

RISERS LENGHT MM

	A	A'	B	C	D	
	350	350	350	350	350	STANDARD
	350	350	350	420	490	TRIMMER OPENED

R-BUS 2 - 40

LINES HEIGHT MM

	A	B	C	D	E	br Tip	br
1	8394	8259	8251	8351	8444	8010	9443
2	8327	8192	8175	8270	8368	7884	9081
3	8315	8181	8172	8270	8367	8036	8920
4	8361	8231	8244	8351	8442		8796
5	8377	8254	8266	8395	8491		8704
6	8315	8193	8220	8327	8423		8706
7	8326	8212	8260	8331	8418		8787
8	8380	8271	8339	8402	8481		8693
9	8388	8287	8396	8503			8630
10	8355	8256	8255	8608			8490
11	8359	8271	8197	8274			8463
12	8398	8316	8137	8217			
13	8338	8285	8213	8285			
14	8214	8178	7833				
15	8113	8089	7815				
16	8065	8060					
17	7804	7764					
18	7723	7723					

RISERS LENGHT MM

	A	A'	B	C	D	
	350	350	350	350	350	STANDARD
	350	350	350	420	490	TRIMMER OPENED

SUSPENSION

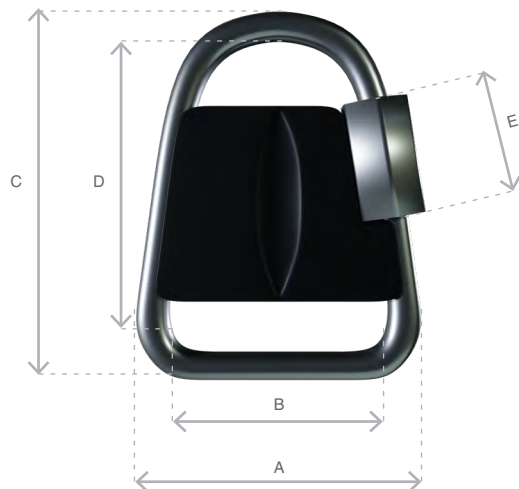
MATERIAL CODE		TNL	TNL	TNL	TNL	TNL	TNL	TARAX
STRENGTH CODE		080	140	220	280	400	500	240
DIAMETER m/m	∅	1,1	1,5	1,6	1,75	2,2	2,55	1,9
CORE MATERIAL		Technora	Technora	Technora	Technora	Technora	Technora	Dyneema
SLEEVE MATERIAL		Polyester	Polyester	Polyester	Polyester	Polyester	Polyester	Polyester
WEIGHT G/M	TOTAL	1,1	1,2	1,6	2,7	4	5	2,3
BREAKING STRENGTH daN	MINIMUM	80	140	220	280	460	500	240
	MAXIMUM	92	160	250	320	470	550	
STRENGTH AFTER 5.000 BENDING CYCLES	TEST EN	36,7	76,1	114,2	134,7	160,1		
ELONGATION AT	5 daN en %	0,3	0,2	0,2	0,2	0,05		0,1-0,3
	10 daN en %	0,5	0,3	0,3	0,3	0,1		0,2-0,4
	15 daN en %	0,7	0,5	0,5	0,4	0,2		0,2-0,6
	20 daN en %	1	0,6	0,6	0,4	0,2		0,3-0,7
	25 daN en %	1,3	0,8	0,7	0,5	0,3		0,4-0,8
	30 daN en %	2,3	1,5	1,2	0,9	0,6		
	75 daN en %	2,8	2,3	1,8	1,3	0,8		0,9-1,2
	100 daN en %		2,7	2,2	1,7	1,1		1,1-1,5
	125 daN en %		3,2	2,7	2	1,4		
	150 daN en %			3	2,3	1,7		1,5-2,1
	175 daN en %			3,3	2,7	2		
	200 daN en %			3,8	2,8	2,2		2-2,8
ELONGATION MAX. BREAKING STRENGTH %		3	3,4	4	4,1	4,6		

MAILLON

DESCRIPTION

MAILLON	DELTA
CODE	MRI4
MATERIAL	STAINLESS STEEL
SIZE	4,3 m/m
WEIGHT	12 G/PIECE
QUANTITY	10 PIECES
INSERTS	4 GREEN / 6 BLACK

TECHNICAL SPECIFICATIONS



DIMENSIONS	m/m
A	28
B	20
C	38
D	30
E	11
LOAD	KG
WORKING LIMIT	150
BREAKING	750

MATERIAL

AISI 304 STAINLESS STEEL

STANDARD

CLOSING APPLIED BY MANUAL & ENTIRE SCREWING OF THE NUT
TO GUARANTEE THE HIGHEST SAFETY (NO THREAD SHOULD BE OBVIOUS)

SYSTEMATIC CONTROL OF MAILLON QUICK-LINKS BEFORE EVERY FLIGHT

THREAD

WING MAKING

NAME	SERAFIL
N° OF REFERENCE	60
MATERIAL	POLYESTER
TYPE OF FINISH	SILK
LINEAR DENSITY	NM 61 / 3 (DTEX 163 * 3)
BREAKING STRENGTH	3,000 CN
ELONGATION	17,00%

QUALITIES SERAFIL

SOLIDITY ARTIFICIAL LIGTH	ISO 105 B02 > 5 - 6
SOLIDITY SWEAT	ISO 105 E04 > 4
SOLIDITY WASHING	ISO 105 C04 > 3
SOLIDITY GRAZE IN DRY	ISO 105 X12 > 4
SOLIDITY WASHING IN DRY	ISO 105 D01 > 3 - 4

TREATMENT WATER REPELLENT	WR
---------------------------	----

RISERS MAKING

NAME	COATS BONDED C.F.P.
N° OF REFERENCE	V138
MATERIAL	POLYESTER
TYPE OF FINISH	SILK
BREAKING STRENGTH	9,5 KG
ELONGATION	19%

RISERS

RISERS

N° OF REFERENCE	G-R 23
MATERIAL	POLYESTER
WIDTH	23 MM
THICKNESS	2,1 MM
BREAKING STRENGTH	1200 KG
COLOR	BLACK

COLOR INDICATOR

N° OF REFERENCE	IC-G 1-2
MATERIAL	POLYESTER
WIDTH	70 M/M
THICKNESS	0,80 M/M
BREAKING STRENGTH	130 DN
ELONGATION	35 %
WEIGHT	32 G * L.M.
COLOR	GREEN

LOOPS

N° OF REFERENCE	LKI - 12
MATERIAL	NYLON
WIDTH	12 MM
COLOR	WHITE



Niviuk Paragliders

C/ Del Ter 6 - nave D

17165 La Celler de Ter - Girona - Spain

+34 972 422 878 | info@niviuk.com

www.niviuk.com