


TAKOO 6

Technical *specifications*



PIVIUK BEYOND
THE GLIDE

TECHNICAL SPECIFICATIONS

			38	41	44
CELLS	NUMBER		54	54	54
ASPECT RATIO	FLAT		5,5	5,5	5,5
	PROJECTED		4,15	4,15	4,15
AREA	FLAT	m ²	38	41	44
	PROJECTED	m ²	32,27	34,82	37,37
SPAN	FLAT	m	14,46	15,02	15,56
CHORD	MAX	m	3,29	3,41	3,54
LINES	TOTAL	m	379	395	408
	MAIN		2+1/3/3/3	2+1/3/3/3	2+1/3/3/3
RISERS	NUMBER	4+1	A+A'/B/C/D	A+A'/B/C/D	A+A'/B/C/D
	SPEED-BAR	mm	100	100	100
GLIDER WEIGHT		kg	7,36	7,78	8,28
TOTAL WEIGHT IN FLIGHT	MIN-MAX	kg	110-190	120-220	140-240
CERTIFICATION			EN/LTF B & DGAC	EN/LTF B & DGAC	EN/LTF B & DGAC

The total weight of the wing may differ ±2% due to variations in the weight of the fabric supplied by the manufacturers.



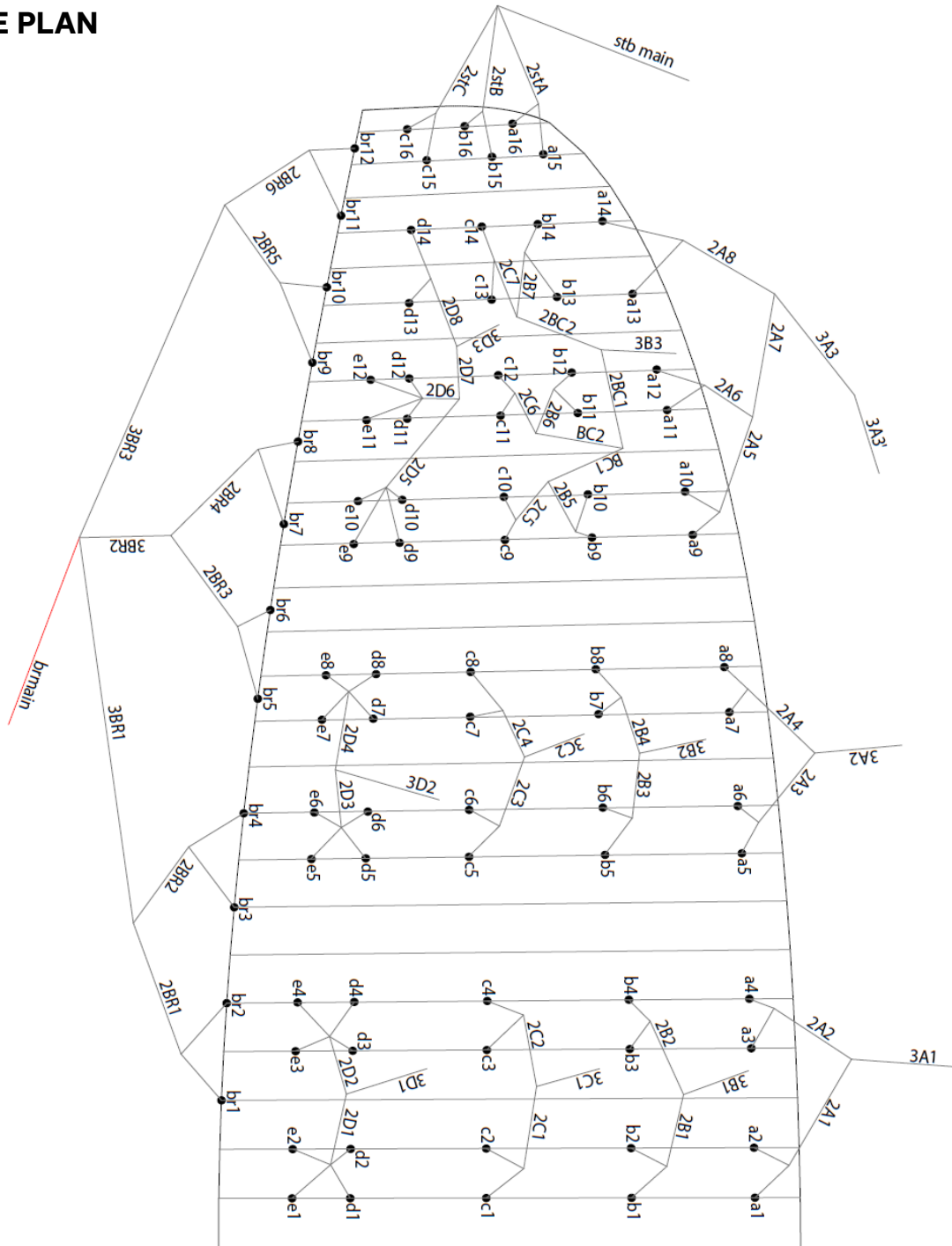
MATERIALS

CANOPY	FABRIC CODE	SUPPLIER
UPPER SURFACE	30 DMF / N20 DMF	DOMINICO TEX CO (KOREA)
BOTTOM SURFACE	N20 DMF / 2044 32 PS	DOMINICO TEX CO (KOREA)
PROFILES	30 DFM / 2044 32 FM	DOMINICO TEX CO (KOREA)
DIAGONALS	30 DFM / 2044 32 FM	DOMINICO TEX CO (KOREA)
LOOPS	LKI - 12	KOLON IND. (KOREA)
REINFORCEMENT LOOPS	W-420 / RIPSTOP FABRIC	D-P (GERMANY)
TRAILING EDGE REINFORCEMENT	MYLAR	D-P (GERMANY)
RIBS REINFORCEMENT	LTN-1/0.8 STICK	SPORTWARE CO.CHINA
THREAD	SERAFIL 60	AMAN (GERMANY)

SUSPENSIONS LINES	FABRIC CODE	SUPPLIER
UPPER CASCADES	MATRIX - 80	EDELRID (GERMANY)
UPPER CASCADES	PPSL - 120	LIROS GMHB (GERMANY)
MIDDLE CASCADES	PPSL - 120	LIROS GMHB (GERMANY)
MIDDLE CASCADES	PPSL - 200	LIROS GMHB (GERMANY)
MIDDLE CASCADES	TNL - 280	TEIJIM LIMITED (JAPAN)
MIDDLE CASCADES	MATRIX - 80	EDELRID (GERMANY)
MAIN	TNL - 140	TEIJIM LIMITED (JAPAN)
MAIN	TNL - 280	TEIJIM LIMITED (JAPAN)
MAIN	TNL - 400	TEIJIM LIMITED (JAPAN)
MAIN BREAK	TARAX 240	EDELRID (GERMANY)
THREAD	SERAFIL 60	AMAN (GERMANY)

RISERS	FABRIC CODE	SUPPLIER
MATERIAL	G-R 22	TECNI SANGLES (FRANCE)
COLOR INDICATOR	210D	TECNI SANGLES (FRANCE)
THREAD	V138	COATS (ENGLAND)
MAILLONS	MRI4	ANSUNG PRECISION (KOREA)
PULLEYS	RF25109	RONSTAN (AUSTRALIA)

LINE PLAN



LINE REPLACEMENT

The use of new high performance materials in modern wings is now common. The advantages of using these materials in terms of performance are widely acknowledged as part of our sport's evolution. However, along with those technological advances come additional responsibilities which cannot be avoided. As a result, line inspection and replacement must be carried out more frequently. That increased frequency appears to be encouraging some pilots to try to perform line replacement themselves.

WE STRONGLY RECOMMEND ANY LINE REPLACEMENT IS PERFORMED BY AN AUTHORISED SPECIALIST ONLY.

Ultimately, if the pilot decides to perform any line replacement without professional oversight they therefore assume all responsibility. In this case, these guidelines will have to be followed.

BEFORE REMOVING ANY LINES, CHECK:

- That the line plan is correct according to the glider model and size.
- That the line kit is complete and correct.
- Never assume but always check each individual line for the correct specification.

AFTER CONFIRMING THAT ALL LINES ARE CORRECT:

- Fit the new line(s) WITHOUT removing the label.
- Once replaced, measure each line length to confirm the correct measurement.
- Inflate the wing to check for any irregularities.
- The line labels may then be removed but NOT BEFORE completion of the line replacement.

Niviuk strongly recommends for any line replacement to be carried out by an authorised professional only, and will not accept responsibility for any damage or injury caused as a result of incorrect re-assembly.


RISER PLAN

A A' B C D

3A1 3A3 3B1 3C1 3D1
3A2 3B2 3C2 3D2
3B3 stab 3D3




COLORS



SHAGGY	UPPER	LIME	LOWER	WHITE
	TOP 1	BLACK	BOTTOM 1	LIME
	TOP 2	DARK BRICK	BOTTOM 2	DARK BRICK



CINNAMON	UPPER	DARK BRICK	LOWER	WHITE
	TOP 1	WHITE	BOTTOM 1	DARK BRICK
	TOP 2	GOLD	BOTTOM 2	GOLD



DROP	UPPER	SPECTRA GREEN	LOWER	WHITE
	TOP 1	SLATE BLUE	BOTTOM 1	SPECTRA GREEN
	TOP 2	WHITE	BOTTOM 2	SLATE BLUE



CINDER	UPPER	PINK	LOWER	WHITE
	TOP 1	BLACK	BOTTOM 1	PINK
	TOP 2	SLATE BLUE	BOTTOM 2	SLATE BLUE

WING LOAD

TAKOO 6

38		41		44	
P.T.V.	KG/M2	P.T.V.	KG/M2	P.T.V.	KG/M2
110	= 2,89	120	= 2,93	140	= 3,18
115	= 3,03	125	= 3,05	145	= 3,30
120	= 3,16	130	= 3,17	150	= 3,41
125	= 3,29	135	= 3,29	155	= 3,52
130	= 3,42	140	= 3,41	160	= 3,64
135	= 3,55	145	= 3,54	165	= 3,75
140	= 3,68	150	= 3,66	170	= 3,86
145	= 3,82	155	= 3,78	175	= 3,98
150	= 3,95	160	= 3,90	180	= 4,09
155	= 4,08	165	= 4,02	185	= 4,20
160	= 4,21	170	= 4,15	190	= 4,32
165	= 4,34	175	= 4,27	195	= 4,43
170	= 4,47	180	= 4,39	200	= 4,55
175	= 4,61	185	= 4,51	205	= 4,66
180	= 4,74	190	= 4,63	210	= 4,77
185	= 4,87	195	= 4,76	215	= 4,89
190	= 5,00	200	= 4,88	220	= 5,00
		205	= 5,00	225	= 5,11
		210	= 5,12	230	= 5,23
		215	= 5,24	235	= 5,34
		220	= 5,37	240	= 5,45

LINE MEASUREMENTS

TAKOO 6 - 38

LINES HEIGHT + RISER MM

	A	B	C	D	E	br
1	8741	8653	8647	8779	8869	9441
2	8673	8579	8574	8685	8783	9146
3	8632	8535	8533	8634	8728	8890
4	8646	8553	8552	8675	8761	8820
5	8574	8484	8486	8600	8688	8536
6	8518	8423	8427	8516	8604	8367
7	8463	8373	8379	8463	8541	8329
8	8469	8386	8394	8498	8564	8458
9	8349	8299	8300	8423	8490	8351
10	8265	8221	8224	8312	8377	8316
11	8154	8115	8125	8183	8238	8295
12	8142	8104	8119	8170	8216	8284
13	8025	8003	8015	8113		
14	7974	7954	7979	8097		
15	7733	7679	7725			
16	7635	7616	7689			

RISERS LENGHT MM

	A	B	C	D	
	350	350	350	350	STANDARD
	350	375	400	450	TRIMMER OPENED

TAKOO 6 - 41

LINES HEIGHT + RISER MM

	A	B	C	D	E	br
1	9082	8989	8985	9120	9216	9796
2	9012	8912	8910	9024	9127	9490
3	8970	8868	8868	8972	9072	9224
4	8985	8887	8889	9015	9106	9153
5	8913	8817	8821	8939	9033	8860
6	8854	8755	8760	8853	8946	8685
7	8798	8704	8712	8799	8882	8647
8	8805	8719	8727	8836	8906	8782
9	8683	8629	8630	8760	8831	8672
10	8596	8547	8551	8645	8713	8635
11	8481	8439	8448	8512	8569	8615
12	8469	8428	8442	8498	8546	8607
13	8348	8322	8334	8440		
14	8295	8272	8298	8423		
15	8045	7989	8038			
16	7944	7923	8000			

RISERS LENGHT MM

	A	B	C	D	
	350	350	350	350	STANDARD
	350	375	400	450	TRIMMER OPENED

TAKOO 6 - 44

LINES HEIGHT + RISER MM

	A	B	C	D	E	br
1	9409	9315	9307	9449	9549	10146
2	9337	9236	9230	9350	9457	9830
3	9296	9192	9188	9298	9401	9556
4	9311	9212	9210	9344	9438	9483
5	9239	9142	9142	9265	9362	9179
6	9179	9078	9079	9177	9273	9000
7	9121	9026	9030	9121	9207	8961
8	9129	9041	9046	9160	9233	9101
9	9006	8952	8953	9084	9157	8988
10	8916	8868	8871	8965	9035	8951
11	8799	8755	8765	8826	8885	8931
12	8787	8744	8759	8813	8862	8925
13	8660	8635	8648	8753		
14	8606	8584	8611	8736		
15	8341	8283	8333			
16	8236	8214	8294			

LRISERS LENGHT MM

	A	B	C	D	
	350	350	350	350	STANDARD
	350	375	400	450	TRIMMER OPENED

SUSPENSION

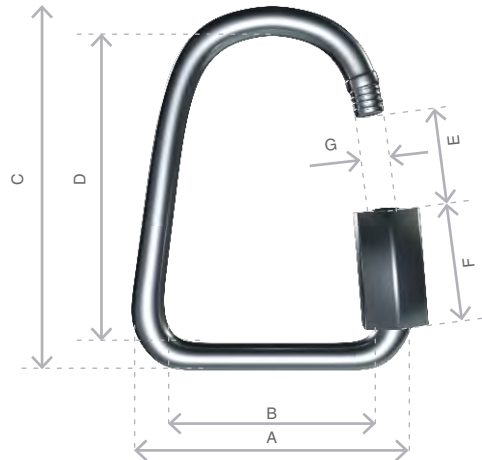
MATERIAL CODE		MATRIX	PPSL	PPSL	TNL	TNL	TNL	TNL	TARAX
STRENGTH CODE		80	120	200	080	140	280	400	240
DIAMETER mm	∅	0,9	1,15	1,42	1,1	1,4	1,8	2,3	1,9
CORE MATERIAL		DYNEEMA	DYNEEMA	DYNEEMA	TECHNORA	TECHNORA	TECHNORA	TECHNORA	DYNEEMA
SLEEVE MATERIAL		POLYESTER	POLYESTER	POLYESTER	POLYESTER	POLYESTER	POLYESTER	POLYESTER	POLYESTER
WEIGHT G/M	TOTAL	0,7	1	1,6	1,1	1,2	2,7	4	2,3
BREAKING STRENGTH daN	MINIMUM	80	120	200	80	140	280	460	240
	MAXIMUM		159	241	92	160	320	470	
STRENGTH AFTER									
5.000 BENDING	TEST EN		135	191	36,7	76,1	134,7	160,1	
CYCLES									
ELONGATION AT	5 daN en %	0,1-0,4			0,3	0,2	0,2	0,05	0,1-0,3
	10 daN en %		0,2	0,24	0,5	0,3	0,3	0,1	0,2-0,4
	15 daN en %				0,7	0,5	0,4	0,2	0,2-0,6
	20 daN en %				1	0,6	0,4	0,2	0,3-0,7
	25 daN en %	0,8-1			1,3	0,8	0,5	0,3	0,4-0,8
	30 daN en %		0,6	0,55	2,3	1,5	0,9	0,6	
	75 daN en %	2,5-2,8			2,8	2,3	1,3	0,8	0,9-1,2
	100 daN en %					2,7	1,7	1,1	1,1-1,5
	125 daN en %					3,2	2	1,4	
	150 daN en %						2,3	1,7	1,5-2,1
	175 daN en %						2,7	2	
	200 daN en %						2,8	2,2	2-2,8
ELONGATION MAX. BREAKING STRENGTH %			2		3	3,4	4,1	4,6	

MAILLON & PULLEY

DESCRIPTION MAILLON

MAILLON	DELTA
CODE	MRI4
MATERIAL	STAINLESS STEEL
SIZE	4,3 M/M
WEIGHT	12 G/PIECE
QUANTITY	10 PIECES
INSERTS	2 GREEN / 8 BLACK

TECHNICAL SPECIFICATIONS



DIMENSIONS	m/m
A	28
B	20
C	38
D	30
E	4
F	11
G	4
LOAD	KG
WORKING LIMIT	150
BREAKING	750

DESCRIPTION MAILLON

MATERIAL	
AISI 304 STAINLESS STEEL	STANDARD

CLOSING APPLIED BY MANUAL & ENTIRE SCREWING OF THE NUT TO GUARANTEE THE HIGHEST SAFETY (NO THREAD SHOULD BE OBVIOUS)

SYSTEMATIC CONTROL OF MAILLON QUICK-LINKS BEFORE EVERY FLIGHT

DESCRIPTION PULLEY

PULLEY	20 m/m
CODE	RF25109
MATERIALS	STAINLESS STEEL
	NYLON
	CARBON ACETAL
BEARING	DELRIN®
WEIGHT	14 G/PIECE

TECHNICAL SPECIFICATIONS



DIMENSIONS	m/m
A	20
B	33
Ø	5 max
LOAD	KG
WORKING LIMIT	200
BREAKING	400

THREAD

SAIL MAKING

NAME	SERAFIL
N° OF REFERENCE	60
MATERIAL	POLYESTER
TYPE OF FINISH	SILK
LINEAR DENSITY	NM 61 / 3 (DTEX 163 * 3)
BREAKING STRENGTH	3,000 CN
ELONGATION	17,00%

QUALITIES SERAFIL

SOLIDITY ARTIFICIAL LIGTH	ISO 105 B02 > 5 - 6
SOLIDITY SWEAT	ISO 105 E04 > 4
SOLIDITY WASHING	ISO 105 C04 > 3
SOLIDITY GRAZE IN DRY	ISO 105 X12 > 4
SOLIDITY WASHING IN DRY	ISO 105 D01 > 3 - 4

TREATMENT WATER REPELLENT	WR
---------------------------	----

RISERS MAKING

NAME	COATS BONDED C.F.P.
N° OF REFERENCE	V138
MATERIAL	POLYESTER
TYPE OF FINISH	SILK
BREAKING STRENGTH	9,5 KG
ELONGATION	19%

RISERS

RISERS

N° OF REFERENCE	G-R 22
MATERIAL	POLYESTER
WIDTH	22 M/M
THICKNESS	1,52 M/M
BREAKING STRENGTH	1100 DAN
ELONGATION	MAX. 15%
WEIGHT	25 G/M
COLOR	BLACK

COLOR INDICATOR

N° OF REFERENCE	IC-G 1-2
MATERIAL	POLYESTER
WIDTH	70 M/M
THICKNESS	0,80 M/M
BREAKING STRENGTH	130 DN
ELONGATION	35 %
WEIGHT	32 G * L.M.
COLOR	GREEN

LOOPS

N° OF REFERENCE	LKI - 12
MATERIAL	NYLON
WIDTH	12 M/M
BREAKING STRENGTH	84 KG
COLOR	WHITE



TAKOO 6



Niviuk Paragliders

C/ Del Ter 6 - nave D
17165 La Cellera de Ter - Girona - Spain
+34 972 422 878 | info@niviuk.com

niviuk.com