

ICEPEAK X-ONE

Technical *specifications*



PIVIUK BEYOND
THE GLIDE

TECHNICAL SPECIFICATIONS

			20	22	24	25	26
Cells	Number		115	115	115	115	115
Aspect ratio	Flat		8	8	8	8	8
	Projected		6,16	6,16	6,16	6,16	6,16
Area	Flat	m2	20	21,7	23	24,6	26,4
	Projected	m2	17,07	18,52	19,63	20,99	22,53
Span	Flat	m	12,64	13,17	13,56	14,02	14,53
Chord	Max	m	1,98	2,06	2,12	2,19	2,27
Lines	Total	m	197	205	211	219	227
	Main		1+1+1/3	1+1+1/3	1+1+1/3	1+1+1/3	1+1+1/3
Risers	Number	2+2	A+A'+A''/B	A+A'+A''/B	A+A'+A''/B	A+A'+A''/B	A+A'+A''/B
	Speed-bar	mm	140	140	140	140	140
Glider weight		kg	5,9	6,06	6,32	6,65	6,91
Total weight in flight	Min-Max	kg	80-95	90-105	98-112	108-120	118-133
Opt. weight in flight	Min-Max	kg	88-91	100-101	108-109	117-119	128-130
Certification			CCC	CCC	CCC	CCC	CCC

The total weight of the wing may differ ±2% due to variations in the weight of the fabric supplied by the manufacturers.

MATERIALS

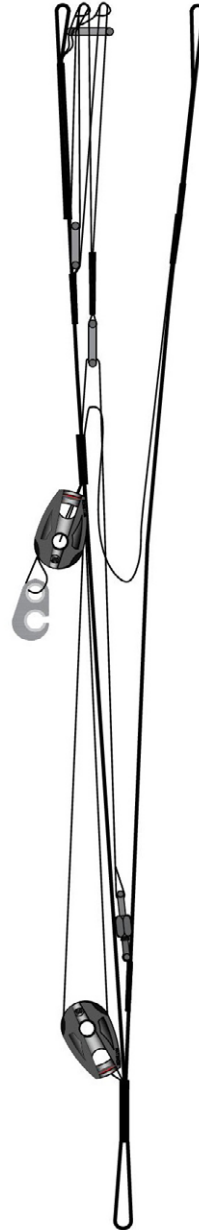
CANOPY	FABRIC CODE	SUPPLIER
UPPER SURFACE	30 DMF / N20 DMF	DOMINICO TEX CO (KOREA)
BOTTOM SURFACE	70000 E3H	PORCHER IND (FRANCE)
PROFILES	30 DFM / 2044 FM	DOMINICO TEX CO (KOREA)
DIAGONALS	30 DFM / 2044 FM	DOMINICO TEX CO (KOREA)
LOOPS	LKI - 10	KOLON IND. (KOREA)
REINFORCEMENT LOOPS	W-420 / RIPSTOP	D-P (GERMANY)
TRAILING EDGE REINFORCEMENT	MYLAR	D-P (GERMANY)
RIBS REINFORCEMENT	LTN-0.8/1 STICK	SPORTWARE CO.CHINA
THREAD	SERAFIL 60	AMAN (GERMANY)

SUSPENSION LINES	FABRIC CODE	SUPPLIER
UPPER CASCADES	DC - 35	LIROS GMHB (GERMANY)
UPPER CASCADES	DC - 40	LIROS GMHB (GERMANY)
UPPER CASCADES	A-8000/U 50	EDELRID (GERMANY)
UPPER CASCADES	A-8000/U 70	EDELRID (GERMANY)
MIDDLE CASCADES	DC - 35	LIROS GMHB (GERMANY)
MIDDLE CASCADES	A-8000/U 50	EDELRID (GERMANY)
MIDDLE CASCADES	A-8000/U 70	EDELRID (GERMANY)
MIDDLE CASCADES	A-8000/U 90	EDELRID (GERMANY)
MIDDLE CASCADES	A-8000/U 130	EDELRID (GERMANY)
MIDDLE CASCADES	A-8000/U 190	EDELRID (GERMANY)
MIDDLE CASCADES	A-8000/U 230	EDELRID (GERMANY)
MAIN	A-8000/U 70	EDELRID (GERMANY)
MAIN	A-8000/U 130	EDELRID (GERMANY)
MAIN	A-8000/U 190	EDELRID (GERMANY)
MAIN	A-8000/U 230	EDELRID (GERMANY)
MAIN	A-8000/U 360	EDELRID (GERMANY)
MAIN	A-8000/U 470	EDELRID (GERMANY)
MAIN BREAK	TARAX - 200	EDELRID (GERMANY)
THREAD	SERAFIL 60	AMAN (GERMANY)


RISERS	FABRIC CODE	SUPPLIER
MATERIAL	3455	COUSIN (FRANCE)
COLOR INDICATOR	210D	TECNI SANGLES (FRANCE)
THREAD	V138	COATS (ENGLAND)
MAILLONS	3.5	ANSUNG PRECISION (KOREA)
PULLEYS	RF25109	RONSTAN (AUSTRALIA)

RISER PLAN

A A' A'' B
3A1 3A2 4A1 3C1
3C2
3C3




COLORS



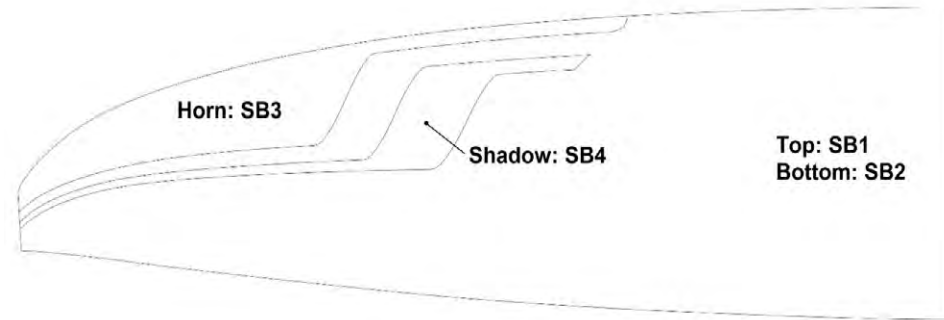
VERVE	SB1	ORANGE	TOP	REF: 477
	SB2	WHITE	BOTTOM	REF: 001
	SB3	BLACK	HORN	REF: 102
	SB4	WHITE	PRINCIPAL SHADOW	REF: 001



BOREAL	SB1	ROYAL BLUE	TOP	REF: 317
	SB2	WHITE	BOTTOM	REF: 001
	SB3	LIMA	HORN	REF: 500
	SB4	WHITE	PRINCIPAL SHADOW	REF: 001



COMET	SB1	PURPLE	TOP	REF: 240
	SB2	WHITE	BOTTOM	REF: 001
	SB3	WHITE	HORN	REF: 001
	SB4	GOLD	PRINCIPAL SHADOW	REF: 939



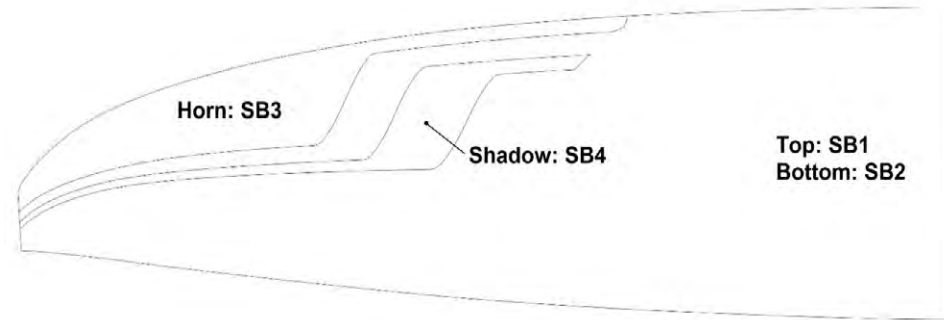
COLORS



WASP	SB1	GOLD	TOP	REF: 939
	SB2	WHITE	BOTTOM	REF: 001
	SB3	SPECTRA GREEN	HORN	REF: 17-5335
	SB4	BLACK	PRINCIPAL SHADOW	REF: 001



PASSION	SB1	DRAGON RED	TOP	REF: 636
	SB2	WHITE	BOTTOM	REF: 001
	SB3	WHITE	HORN	REF: 001
	SB4	BLACK	PRINCIPAL SHADOW	REF: 102




BOUKET	SB1	SLATE BLUE	TOP	REF: 317
	SB2	WHITE	BOTTOM	REF: 001
	SB3	WHITE	HORN	REF: 001
	SB4	PINK	PRINCIPAL SHADOW	REF: 19-2047


COLORS



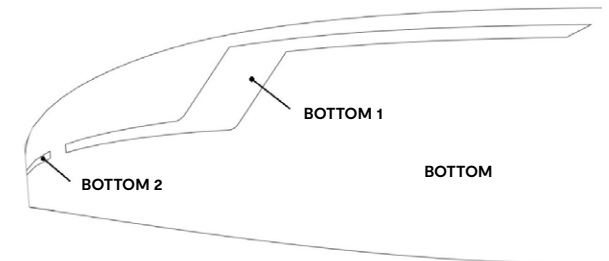
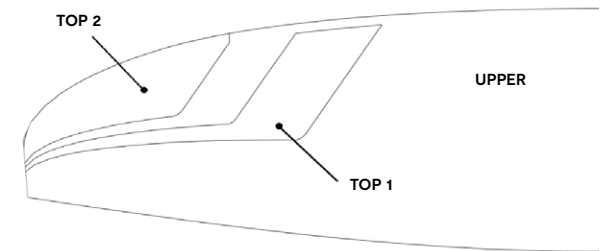
KAIRA	UPPER	PINK	LOWER	WHITE
	TOP 1	BLACK	BOTTOM 1	PINK
	TOP 2	LIME	BOTTOM 2	BLACK



TEKNO	UPPER	SLATE BLUE	LOWER	WHITE
	TOP 1	WHITE	BOTTOM 1	SLATE BLUE
	TOP 2	GOLD	BOTTOM 2	GOLD



PYROX	UPPER	SPECTRA GREEN	LOWER	WHITE
	TOP 1	BLACK	BOTTOM 1	SPECTRA GREEN
	TOP 2	DARK BRICK	BOTTOM 2	BLACK



LINES

ICEPEAK X-ONE 20

REF.	MAT.	kg	COLOR	mm	REF.	MAT.	kg	COLOR	mm	REF.	MAT.	kg	COLOR	mm	REF.	MAT.	kg	COLOR	mm	REF.	MAT.	kg	COLOR	mm
A					B					C					D					BRAKE				
a1	8000/U	70	NATURAL	315	b1	8000/U	50	NATURAL	301	c1	8000/U	50	NATURAL	440	d1	DC	35	WHT	539	br1	DC	35	WHT	815
a2	8000/U	70	NATURAL	311	b2	8000/U	50	NATURAL	295	c2	8000/U	50	NATURAL	432	d2	DC	35	WHT	532	br2	DC	35	WHT	534
a3	8000/U	70	NATURAL	304	b3	8000/U	50	NATURAL	289	c3	8000/U	50	NATURAL	423	d3	DC	35	WHT	520	br3	DC	35	WHT	668
a4	8000/U	70	NATURAL	295	b4	8000/U	50	NATURAL	280	c4	8000/U	50	NATURAL	415	d4	DC	35	WHT	506	br4	DC	35	WHT	669
a5	8000/U	70	NATURAL	294	b5	8000/U	50	NATURAL	276	c5	8000/U	50	NATURAL	1115						br5	DC	35	WHT	683
a6	8000/U	70	NATURAL	288	b6	8000/U	50	NATURAL	270	c6	8000/U	50	NATURAL	928						br6	DC	35	WHT	523
a7	8000/U	70	NATURAL	289	b7	8000/U	50	NATURAL	272	c7	8000/U	50	NATURAL	922						br7	DC	35	WHT	537
a8	8000/U	70	NATURAL	285	b8	8000/U	50	NATURAL	272	c8	8000/U	50	NATURAL	954						br8	DC	35	WHT	621
a9	DC	40	WHT	208	b9	DC	40	WHT	194	c9	DC	40	WHT	558						br9	DC	35	WHT	551
a10	DC	40	WHT	613						c10	DC	35	WHT	458						br10	DC	35	WHT	484
a11	DC	35	WHT	614						c11	DC	35	WHT	457						br11	DC	35	WHT	579
a12	DC	35	WHT	625						c12	DC	35	WHT	479						br12	DC	35	WHT	664
a13	DC	35	WHT	412						c13	DC	35	WHT	420						br13	DC	35	WHT	863
a14	DC	35	WHT	403						c14	DC	35	WHT	427										
A1	8000/U	90	NATURAL	1168						CD1	8000/U	50	NATURAL	795						2BR1	DC	35	WHT	872
A2	8000/U	90	NATURAL	1045						CD2	8000/U	50	NATURAL	643						2BR2	DC	35	WHT	542
A3	8000/U	90	NATURAL	1056						CD3	8000/U	50	NATURAL	655						2BR3	DC	35	WHT	814
A4	8000/U	90	NATURAL	1108						CD4	8000/U	50	NATURAL	747						2BR4	DC	35	WHT	739
A5	8000/U	90	NATURAL	1044																2BR5	DC	35	WHT	706
A6	8000/U	90	NATURAL	881																2BR6	DC	35	WHT	617
A7	8000/U	90	NATURAL	873																				
A8	8000/U	90	NATURAL	860																				
A9	8000/U	50	NATURAL	490																				
2a1	8000/U	190	NATURAL	1376						2c1	8000/U	90	NATURAL	1106						4BR1	8000/U	50	NATURAL	2869
2a2	8000/U	190	NATURAL	1340						2c2	8000/U	90	NATURAL	1073						4BR2	8000/U	50	NATURAL	2389
2a3	8000/U	190	NATURAL	1212						2c3	8000/U	90	NATURAL	978						4BR3	8000/U	50	NATURAL	2377
2a4	8000/U	190	NATURAL	1117						2c4	8000/U	90	NATURAL	899						brmain	8000/U	90	NATURAL	2311
2a5	8000/U	70	NATURAL	660						2c5	8000/U	50	NATURAL	498										
2a6	8000/U	70	NATURAL	604						2c6	8000/U	50	NATURAL	450										
STAB	8000/U	50	NATURAL	2682																				
3a3	8000/U	90	NATURAL	1972																				
3a1	8000/U	360	NATURAL	4468						3c1	8000/U	190	NATURAL	4993						br5.1	TARAX	200	RED	1520
3a2	8000/U	360	NATURAL	4555						3c2	8000/U	190	NATURAL	5017										KNOT POINT: 1320
4a1	8000/U	130	NATURAL	3261						3c3	8000/U	70	NATURAL	5559										

LINES

ICEPEAK X-ONE 24

REF.	MAT.	kg	COLOR	mm	REF.	MAT.	kg	COLOR	mm	REF.	MAT.	kg	COLOR	mm	REF.	MAT.	kg	COLOR	mm	REF.	MAT.	kg	COLOR	mm
A					B					C					D					BRAKE				
a1	8000/U	70	NATURAL	337	b1	8000/U	50	NATURAL	319	c1	8000/U	50	NATURAL	472	d1	DC	35	WHT	576	br1	DC	35	WHT	874
a2	8000/U	70	NATURAL	333	b2	8000/U	50	NATURAL	313	c2	8000/U	50	NATURAL	463	d2	DC	35	WHT	568	br2	DC	35	WHT	574
a3	8000/U	70	NATURAL	326	b3	8000/U	50	NATURAL	307	c3	8000/U	50	NATURAL	453	d3	DC	35	WHT	556	br3	DC	35	WHT	716
a4	8000/U	70	NATURAL	316	b4	8000/U	50	NATURAL	297	c4	8000/U	50	NATURAL	445	d4	DC	35	WHT	541	br4	DC	35	WHT	718
a5	8000/U	70	NATURAL	315	b5	8000/U	50	NATURAL	293	c5	8000/U	50	NATURAL	1194						br5	DC	35	WHT	732
a6	8000/U	70	NATURAL	309	b6	8000/U	50	NATURAL	287	c6	8000/U	50	NATURAL	995						br6	DC	35	WHT	561
a7	8000/U	70	NATURAL	310	b7	8000/U	50	NATURAL	288	c7	8000/U	50	NATURAL	989						br7	DC	35	WHT	575
a8	8000/U	70	NATURAL	305	b8	8000/U	50	NATURAL	289	c8	8000/U	50	NATURAL	1024						br8	DC	35	WHT	666
a9	DC	40	WHT	223	b9	DC	40	WHT	208	c9	DC	40	WHT	599						br9	DC	35	WHT	590
a10	DC	40	WHT	658						c10	DC	35	WHT	491						br10	DC	35	WHT	519
a11	DC	35	WHT	658						c11	DC	35	WHT	490						br11	DC	35	WHT	620
a12	DC	35	WHT	671						c12	DC	35	WHT	513						br12	DC	35	WHT	711
a13	DC	35	WHT	442						c13	DC	35	WHT	451						br13	DC	35	WHT	926
a14	DC	35	WHT	432						c14	DC	35	WHT	457										
A1	8000/U	90	NATURAL	1250						CD1	8000/U	50	NATURAL	851						2BR1	DC	35	WHT	934
A2	8000/U	90	NATURAL	1119						CD2	8000/U	50	NATURAL	689						2BR2	DC	35	WHT	583
A3	8000/U	90	NATURAL	1131						CD3	8000/U	50	NATURAL	702						2BR3	DC	35	WHT	872
A4	8000/U	90	NATURAL	1190						CD4	8000/U	50	NATURAL	803						2BR4	DC	35	WHT	795
A5	8000/U	90	NATURAL	1117																2BR5	DC	35	WHT	756
A6	8000/U	90	NATURAL	944																2BR6	DC	35	WHT	663
A7	8000/U	90	NATURAL	936																				
A8	8000/U	90	NATURAL	923																				
A9	8000/U	50	NATURAL	525																				
2a1	8000/U	190	NATURAL	1473						2c1	8000/U	90	NATURAL	1185						4BR1	8000/U	50	NATURAL	3072
2a2	8000/U	190	NATURAL	1437						2c2	8000/U	90	NATURAL	1152						4BR2	8000/U	50	NATURAL	2563
2a3	8000/U	190	NATURAL	1299						2c3	8000/U	90	NATURAL	1049						4BR3	8000/U	50	NATURAL	2555
2a4	8000/U	190	NATURAL	1199						2c4	8000/U	90	NATURAL	964						brmain	8000/U	90	NATURAL	2606
2a5	8000/U	70	NATURAL	707						2c5	8000/U	50	NATURAL	534										
2a6	8000/U	70	NATURAL	648						2c6	8000/U	50	NATURAL	483										
STAB	8000/U	50	NATURAL	2899																				
3a3	8000/U	90	NATURAL	2137																				
3a1	8000/U	360	NATURAL	4831						3c1	8000/U	190	NATURAL	5391						br5.1	TARAX	200	RED	1520
3a2	8000/U	360	NATURAL	4930						3c2	8000/U	190	NATURAL	5423										KNOT POINT: 1320
4A1	8000/U	130	NATURAL	3521						3c3	8000/U	70	NATURAL	6007										

LINES

ICEPEAK X-ONE 25

REF.	MAT.	kg	COLOR	mm	REF.	MAT.	kg	COLOR	mm	REF.	MAT.	kg	COLOR	mm	REF.	MAT.	kg	COLOR	mm	REF.	MAT.	kg	COLOR	mm
A					B					C					D					BRAKE				
a1	8000/U	70	NATURAL	348	b1	8000/U	50	NATURAL	326	c1	8000/U	50	NATURAL	488	d1	DC	35	WHT	595	br1	DC	35	WHT	904
a2	8000/U	70	NATURAL	345	b2	8000/U	50	NATURAL	320	c2	8000/U	50	NATURAL	479	d2	DC	35	WHT	587	br2	DC	35	WHT	594
a3	8000/U	70	NATURAL	337	b3	8000/U	50	NATURAL	313	c3	8000/U	50	NATURAL	469	d3	DC	35	WHT	574	br3	DC	35	WHT	740
a4	8000/U	70	NATURAL	326	b4	8000/U	50	NATURAL	303	c4	8000/U	50	NATURAL	460	d4	DC	35	WHT	559	br4	DC	35	WHT	743
a5	8000/U	70	NATURAL	326	b5	8000/U	50	NATURAL	299	c5	8000/U	50	NATURAL	1235						br5	DC	35	WHT	757
a6	8000/U	70	NATURAL	319	b6	8000/U	50	NATURAL	292	c6	8000/U	50	NATURAL	1029						br6	DC	35	WHT	581
a7	8000/U	70	NATURAL	320	b7	8000/U	50	NATURAL	294	c7	8000/U	50	NATURAL	1022						br7	DC	35	WHT	594
a8	8000/U	70	NATURAL	316	b8	8000/U	50	NATURAL	294	c8	8000/U	50	NATURAL	1060						br8	DC	35	WHT	689
a9	DC	40	WHT	231	b9	DC	40	WHT	215	c9	DC	40	WHT	619						br9	DC	35	WHT	610
a10	DC	40	WHT	680						c10	DC	35	WHT	507						br10	DC	35	WHT	537
a11	DC	35	WHT	681						c11	DC	35	WHT	507						br11	DC	35	WHT	640
a12	DC	35	WHT	694						c12	DC	35	WHT	531						br12	DC	35	WHT	735
a13	DC	35	WHT	457						c13	DC	35	WHT	466						br13	DC	35	WHT	957
a14	DC	35	WHT	447						c14	DC	35	WHT	473										
A1	8000/U	90	NATURAL	1291						CD1	8000/U	50	NATURAL	879						2BR1	DC	35	WHT	966
A2	8000/U	90	NATURAL	1157						CD2	8000/U	50	NATURAL	713						2BR2	DC	35	WHT	604
A3	8000/U	90	NATURAL	1169						CD3	8000/U	50	NATURAL	726						2BR3	DC	35	WHT	901
A4	8000/U	90	NATURAL	1232						CD4	8000/U	50	NATURAL	832						2BR4	DC	35	WHT	823
A5	8000/U	90	NATURAL	1155																2BR5	DC	35	WHT	781
A6	8000/U	90	NATURAL	976																2BR6	DC	35	WHT	686
A7	8000/U	90	NATURAL	968																				
A8	8000/U	90	NATURAL	955																				
A9	8000/U	50	NATURAL	543																				
2a1	8000/U	190	NATURAL	1523						2c1	8000/U	90	NATURAL	1225						4BR1	8000/U	50	NATURAL	3175
2a2	8000/U	190	NATURAL	1487						2c2	8000/U	90	NATURAL	1192						4BR2	8000/U	50	NATURAL	2651
2a3	8000/U	190	NATURAL	1343						2c3	8000/U	90	NATURAL	1085						4BR3	8000/U	50	NATURAL	2646
2a4	8000/U	190	NATURAL	1240						2c4	8000/U	90	NATURAL	998						brmain	8000/U	90	NATURAL	2756
2a5	8000/U	70	NATURAL	731						2c5	8000/U	50	NATURAL	552										
2a6	8000/U	70	NATURAL	671						2c6	8000/U	50	NATURAL	499										
STAB	8000/U	50	NATURAL	3009																				
3a3	8000/U	90	NATURAL	2222																				
3a1	8000/U	360	NATURAL	5015						3c1	8000/U	190	NATURAL	5593						br5.1	TARAX	200	RED	1520
3a2	8000/U	360	NATURAL	5121						3c2	8000/U	190	NATURAL	5629										KNOT POINT: 1320
4A1	8000/U	130	NATURAL	3652						3c3	8000/U	70	NATURAL	6233										

LINES

ICEPEAK X-ONE 26

REF.	MAT.	kg	COLOR	mm	REF.	MAT.	kg	COLOR	mm	REF.	MAT.	kg	COLOR	mm	REF.	MAT.	kg	COLOR	mm	REF.	MAT.	kg	COLOR	mm
A					B					C					D					BRAKE				
a1	8000/U	70	NATURAL	365	b1	8000/U	70	NATURAL	342	c1	8000/U	70	NATURAL	506	d1	DC	35	WHT	615	br1	DC	35	WHT	937
a2	8000/U	70	NATURAL	361	b2	8000/U	70	NATURAL	336	c2	8000/U	70	NATURAL	496	d2	DC	35	WHT	607	br2	DC	35	WHT	616
a3	8000/U	70	NATURAL	353	b3	8000/U	70	NATURAL	329	c3	8000/U	70	NATURAL	486	d3	DC	35	WHT	594	br3	DC	35	WHT	766
a4	8000/U	70	NATURAL	341	b4	8000/U	70	NATURAL	320	c4	8000/U	70	NATURAL	477	d4	DC	35	WHT	578	br4	DC	35	WHT	770
a5	8000/U	70	NATURAL	340	b5	8000/U	50	NATURAL	313	c5	8000/U	70	NATURAL	1279						br5	DC	35	WHT	784
a6	8000/U	70	NATURAL	333	b6	8000/U	50	NATURAL	306	c6	8000/U	70	NATURAL	1066						br6	DC	35	WHT	603
a7	8000/U	70	NATURAL	333	b7	8000/U	50	NATURAL	307	c7	8000/U	70	NATURAL	1059						br7	DC	35	WHT	615
a8	8000/U	70	NATURAL	329	b8	8000/U	50	NATURAL	309	c8	8000/U	70	NATURAL	1098						br8	DC	35	WHT	714
a9	8000/U	50	NATURAL	239	b9	8000/U	50	NATURAL	223	c9	DC	40	WHT	641						br9	DC	35	WHT	632
a10	DC	40	WHT	705						c10	DC	40	WHT	526						br10	DC	35	WHT	557
a11	DC	35	WHT	705						c11	DC	40	WHT	525						br11	DC	35	WHT	663
a12	DC	35	WHT	719						c12	DC	40	WHT	550						br12	DC	35	WHT	762
a13	DC	35	WHT	474						c13	DC	35	WHT	483						br13	DC	35	WHT	992
a14	DC	35	WHT	463						c14	DC	35	WHT	490										
A1	8000/U	130	NATURAL	1338						CD1	8000/U	90	NATURAL	910						2BR1	DC	35	WHT	1.000
A2	8000/U	130	NATURAL	1202						CD2	8000/U	90	NATURAL	739						2BR2	DC	35	WHT	627
A3	8000/U	130	NATURAL	1214						CD3	8000/U	90	NATURAL	753						2BR3	DC	35	WHT	933
A4	8000/U	130	NATURAL	1280						CD4	8000/U	90	NATURAL	863						2BR4	DC	35	WHT	853
A5	8000/U	90	NATURAL	1216																2BR5	DC	35	WHT	809
A6	8000/U	90	NATURAL	1026																2BR6	DC	35	WHT	711
A7	8000/U	90	NATURAL	1020																				
A8	8000/U	90	NATURAL	995																				
A9	8000/U	50	NATURAL	562																				
2a1	8000/U	230	NATURAL	1573						2c1	8000/U	130	NATURAL	1269						4BR1	8000/U	50	NATURAL	3287
2a2	8000/U	230	NATURAL	1537						2c2	8000/U	130	NATURAL	1235						4BR2	8000/U	50	NATURAL	2747
2a3	8000/U	190	NATURAL	1400						2c3	8000/U	130	NATURAL	1124						4BR3	8000/U	50	NATURAL	2744
2a4	8000/U	190	NATURAL	1286						2c4	8000/U	130	NATURAL	1034						brmain	8000/U	90	NATURAL	2919
2a5	8000/U	70	NATURAL	758						2c5	8000/U	50	NATURAL	572										
2a6	8000/U	70	NATURAL	695						2c6	8000/U	50	NATURAL	517										
STAB	8000/U	90	NATURAL	3129																				
3a3	8000/U	130	NATURAL	2313																				
3a1	8000/U	470	NATURAL	5214						3c1	8000/U	230	NATURAL	5813						br5.1	TARAX	200	RED	1520
3a2	8000/U	360	NATURAL	5308						3c2	8000/U	230	NATURAL	5853										KNOT POINT: 1320
4A1	8000/U	190	NATURAL	3796						3c3	8000/U	70	NATURAL	6480										

LINE MEASUREMENTS

ICEPEAK X-ONE - 20

LINES HEIGHT MM

	A	B	C	D	br
1	7826	7812	7825	7924	8211
2	7699	7683	7665	7765	7930
3	7667	7652	7635	7732	7734
4	7710	7695	7719	7810	7735
5	7604	7589	7605		7541
6	7435	7417	7418		7381
7	7333	7316	7333		7320
8	7316	7303	7365		7404
9	7089	7075	7113		7289
10	7007		7013		7222
11	6953		6964		7227
12	6964		6986		7312
13	6866		6874		7511
14	6857		6881		

RISERS LENGHT MM

	A	A'	A''	B	
	500	500	500	500	STANDARD
	360	380	395	500	ACCELERATED

ICEPEAK X-ONE - 22

LINES HEIGHT MM

	A	B	C	D	br
1	8150	8137	8151	8252	8568
2	8020	8004	7984	8087	8276
3	7988	7973	7953	8054	8072
4	8035	8020	8042	8136	8074
5	7925	7909	7926		7873
6	7750	7732	7731		7707
7	7645	7628	7642		7644
8	7628	7615	7676		7732
9	7390	7375	7415		7613
10	7305		7311		7544
11	7249		7260		7549
12	7261		7282		7638
13	7158		7167		7846
14	7149		7173		

RISERS LENGHT MM

	A	A'	A''	B	
	500	500	500	500	STANDARD
	360	380	395	500	ACCELERATED

ICEPEAK X-ONE - 24

LINES HEIGHT MM

	A	B	C	D	br
1	8390	8372	8390	8494	8830
2	8255	8235	8219	8324	8530
3	8224	8205	8189	8292	8321
4	8273	8254	8282	8378	8323
5	8161	8139	8161		8117
6	7982	7960	7962		7946
7	7875	7853	7871		7883
8	7857	7841	7906		7974
9	7611	7596	7638		7851
10	7524		7530		7780
11	7466		7478		7787
12	7479		7501		7878
13	7373		7382		8093
14	7363		7388		

RISERS LENGHT MM

	A	A'	A''	B	
	500	500	500	500	STANDARD
	360	380	395	500	ACCELERATED

LINE MEASUREMENTS

ICEPEAK X-ONE - 25

LINES HEIGHT MM

	A	B	C	D	br
1	8676	8654	8676	8783	9145
2	8539	8514	8501	8609	8835
3	8507	8483	8471	8576	8619
4	8559	8536	8568	8667	8622
5	8445	8418	8444		8409
6	8259	8232	8238		8233
7	8149	8123	8144		8168
8	8132	8110	8182		8263
9	7877	7861	7902		8137
10	7786		7790		8064
11	7728		7737		8071
12	7741		7761		8166
13	7629		7638		8388
14	7619		7645		

RISERS LENGHT MM

	A	A'	A''	B	
	500	500	500	500	STANDARD
	360	380	395	500	ACCELERATED

ICEPEAK X-ONE - 26

LINES HEIGHT MM

	A	B	C	D	br
1	8989	8966	8989	9098	9487
2	8849	8824	8808	8919	9166
3	8817	8793	8778	8886	8943
4	8871	8850	8879	8980	8947
5	8764	8737	8751		8727
6	8567	8540	8538		8546
7	8447	8421	8441		8478
8	8418	8398	8480		8577
9	8170	8154	8195		8448
10	8077		8080		8373
11	8015		8024		8380
12	8029		8049		8479
13	7910		7918		8709
14	7899		7925		

RISERS LENGHT MM

	A	A'	A''	B	
	500	500	500	500	STANDARD
	360	380	395	500	ACCELERATED

SUSPENSION LINES – MINIMUM STRENGTH

LINE REFERENCE	SIZE				
	20	22	24	25	26
8001U-50	21	23	25	26	29
8001U-70	26	29	31	33	37
8001U-90	40	44	47	50	56
8001U-130	57	63	67	72	80
8001U-190	84	93	99	106	118
8001U-230	103	114	122	131	145
8001U-340	165	182	195	208	231
8001U-470	208	230	246	263	292
DC-35	22	24	25	27	30
DC-40	30	33	36	38	42

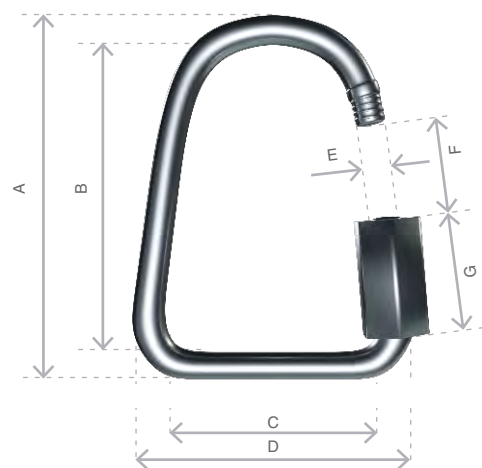
Minimum resistance values in daN

MAILLON

DESCRIPTION

MAILLON	DELTA
CODE	3.5
MATERIAL	STAINLESS STEEL
SIZE	3 m/m
WEIGHT	5 G/PIECE
QUANTITY	6 PIECES
INSERTS	2 GREEN / 4 BLACK

TECHNICAL SPECIFICATIONS



DIMENSIONS	m/m
A	37
B	29
C	14
D	22
E	4
F	4
G	12
LOAD	KG
WORKING LIMIT	110
BREAKING	550

MATERIAL

AISI 304 STAINLESS STEEL	STANDARD
--------------------------	----------

CLOSING APPLIED BY MANUAL & ENTIRE SCREWING OF THE NUT
TO GUARANTEE THE HIGHEST SAFETY (NO THREAD SHOULD BE OBVIOUS)

SYSTEMATIC CONTROL OF MAILLON QUICK-LINKS BEFORE EVERY FLIGHT

PULLEY

DESCRIPTION

PULLEY	20 mm
CODE	RF25109
MATERIAL	STAINLESS STEEL
	NYLON
	CARBON ACETAL
BEARING	DELRIN®
WEIGHT	9 G/PIECE

TECHNICAL SPECIFICATIONS

DIMENSIONS	mm
L.T.	20
L.I.	20
H.T.	32
Ø	6 MAX
LOAD	kg
WORKING LIMIT	250
BREAKING	550





Niviuk Paragliders

C/ Del Ter 6 - nave D
17165 La Celler de Ter - Girona - Spain
+34 972 422 878 | info@niviuk.com

niviuk.com