

# SKIN 3 P

Technical *specifications*

**AIVIUK** BEYOND  
THE GLIDE

# TECHNICAL SPECIFICATIONS

			16	18	20
<b>Cells</b>	Number		45	45	45
<b>Aspect ratio</b>	Flat		5,5	5,5	5,5
	Projected		4,4	4,4	4,4
<b>Area</b>	Flat	m2	16	18	20
	Projected	m2	13,52	15,21	16,9
<b>Span</b>	Flat	m	9,38	9,95	10,49
<b>Chord</b>	Max	m	2,04	2,17	2,29
<b>Lines</b>	Total	m	251	267	282
	Main		2/3/2/2	2/3/2/2	2/3/2/2
<b>Risers</b>	Number	4	A/B/C/D	A/B/C/D	A/B/C/D
	Trimmers	mm	80	80	80
<b>Glider weight</b>		kg	1,6	1,8	2
<b>Glider volume</b>		L	10	10,65	11,3
<b>Total weight in flight</b>	Min-Max	kg	60-85	70-90	85-110
<b>Certification</b>			EN 926-1	EN/LTF B	EN/LTF B

The total weight of the wing may differ ±2% due to variations in the weight of the fabric supplied by the manufacturers.

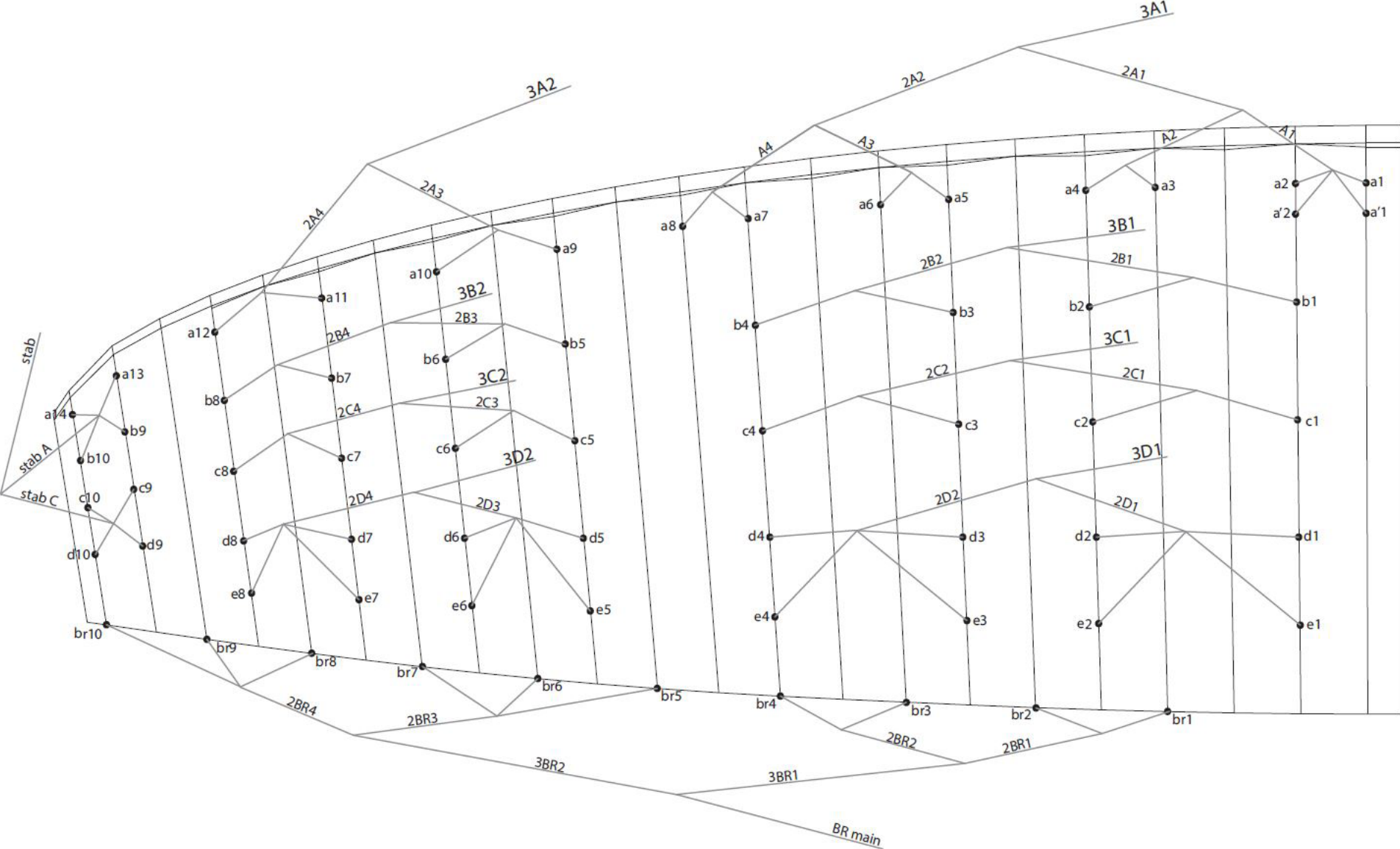
# MATERIALS

CANOPY	FABRIC CODE	SUPPLIER
UPPER SURFACE	70000 E3H	PORCHER IND (FRANCE)
BOTTOM SURFACE	70000 E3H	PORCHER IND (FRANCE)
RIBS	70000 E91	PORCHER IND (FRANCE)
LOOPS	LKI - 10	KOLON IND. (KOREA)
REINFORCEMENT LOOPS	9017	PORCHER IND (FRANCE)
TRAILING EDGE REINFORCEMENT	MYLAR 20	D-P (GERMANY)
RIB REINFORCEMENT	LTN-0.8 STICK	SPORTWARE CO. (CHINA)
THREAD	SERAFIL 60	AMAN (GERMANY)

SUSPENSION LINES	FABRIC CODE	SUPPLIER
UPPER CASCADES	DC - 40	LIROS GMHB (GERMANY)
UPPER CASCADES	DC - 60	LIROS GMHB (GERMANY)
MIDDLE CASCADES	DC - 60	LIROS GMHB (GERMANY)
MIDDLE CASCADES	8000/U - 50	EDELRID (GERMANY)
MIDDLE CASCADES	8000/U - 90	EDELRID (GERMANY)
MIDDLE CASCADES	8000/U - 130	EDELRID (GERMANY)
MAIN	8000/U - 190	EDELRID (GERMANY)
MAIN	8000/U - 230	EDELRID (GERMANY)
MAIN	8000/U - 280	EDELRID (GERMANY)
MAIN BREAK	TARAX 200	EDELRID (GERMANY)
THREAD	SERAFIL 60	AMAN (GERMANY)

RISERS	FABRIC CODE	SUPPLIER
MATERIAL	10148	LIROS GMHB (GERMANY)
COLOR INDICATOR	PAD	TECNI SANGLES (FRANCE)
THREAD	V138	COATS (ENGLAND)

# LINE PLAN

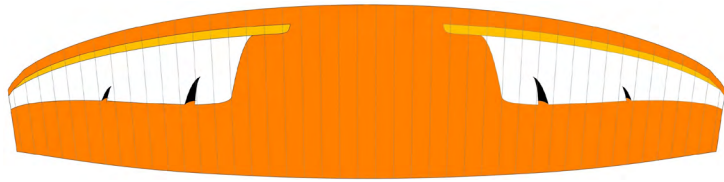


# RISER PLAN


A	B	C	D
3A1	3B1	3C1	3D1
3A2	3B2	3C2	3D2
stab			



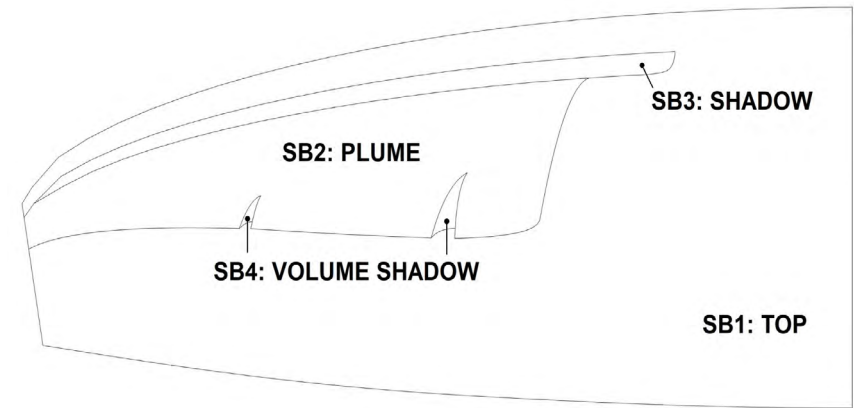
# COLORS



<b>SUNRISE</b>	SB1	ORANGE	TOP	REF: 744
	SB2	WHITE	PLUME	REF: 001
	SB3	GOLD	SHADOW	REF: 939
	SB4	BLACK	VOLUME SHADOW	REF: 102



<b>SKYFIRE</b>	SB1	ROYAL BLUE	TOP	REF: 317
	SB2	LIMA	PLUME	REF: 300
	SB3	BLACK	SHADOW	REF: 102
	SB4	BLACK	VOLUME SHADOW	REF: 102



# WING LOAD

## SKIN 3 P

16			18			20		
P.T.V.		KG/M2	P.T.V.		KG/M2	P.T.V.		KG/M2
60	=	3,75	70	=	3,89	85	=	4,25
61	=	3,81	71	=	3,94	86	=	4,30
62	=	3,88	72	=	4,00	87	=	4,35
63	=	3,94	73	=	4,06	88	=	4,40
64	=	4,00	74	=	4,11	89	=	4,45
65	=	4,06	75	=	4,17	90	=	4,50
66	=	4,13	76	=	4,22	91	=	4,55
67	=	4,19	77	=	4,28	92	=	4,60
68	=	4,25	78	=	4,33	93	=	4,65
69	=	4,31	79	=	4,39	94	=	4,70
70	=	4,38	80	=	4,44	95	=	4,75
71	=	4,44	81	=	4,50	96	=	4,80
72	=	4,50	82	=	4,56	97	=	4,85
73	=	4,56	83	=	4,61	98	=	4,90
74	=	4,63	84	=	4,67	99	=	4,95
75	=	4,69	85	=	4,72	100	=	5,00
76	=	4,75	86	=	4,78	101	=	5,05
77	=	4,81	87	=	4,83	102	=	5,10
78	=	4,88	88	=	4,89	103	=	5,15
79	=	4,94	89	=	4,94	104	=	5,20
80	=	5,00	90	=	5,00	105	=	5,25
81	=	5,06				106	=	5,30
82	=	5,13				107	=	5,35
83	=	5,19				108	=	5,40
84	=	5,25				109	=	5,45
85	=	5,31				110	=	5,50

# LINES

## SKIN 3 P

16

REF.	MAT.	kg	COLOR	mm
<b>A</b>				
a1	DC	60	WHITE	462
a2	DC	40	WHITE	373
a3	DC	40	WHITE	349
a4	DC	40	WHITE	343
a5	DC	40	WHITE	349
a6	DC	40	WHITE	318
a7	DC	40	WHITE	308
a8	DC	60	WHITE	335
a9	DC	60	WHITE	1.019
a10	DC	60	WHITE	896
a11	DC	60	WHITE	926
a12	DC	60	WHITE	896
a13	DC	40	WHITE	786
a14	DC	40	WHITE	724
a'1	DC	40	WHITE	516
a'2	DC	40	WHITE	437

REF.	MAT.	kg	COLOR	mm
<b>B</b>				
b1	DC	60	WHITE	1.727
b2	DC	40	WHITE	1.617
b3	DC	40	WHITE	1.609
b4	DC	60	WHITE	1.608
b5	DC	60	WHITE	1.004
b6	DC	40	WHITE	899
b7	DC	40	WHITE	900
b8	DC	60	WHITE	878
b9	DC	40	WHITE	747
b10	DC	40	WHITE	712

REF.	MAT.	kg	COLOR	mm
<b>C</b>				
c1	DC	60	WHITE	1.711
c2	DC	40	WHITE	1.598
c3	DC	40	WHITE	1.592
c4	DC	60	WHITE	1.589
c5	DC	60	WHITE	995
c6	DC	40	WHITE	889
c7	DC	40	WHITE	889
c8	DC	60	WHITE	867
c9	DC	40	WHITE	635
ci0	DC	40	WHITE	598

REF.	MAT.	kg	COLOR	mm
<b>D</b>				
d1	DC	60	WHITE	1.811
d2	DC	40	WHITE	1.701
d3	DC	40	WHITE	1.711
d4	DC	60	WHITE	1.712
d5	DC	60	WHITE	1.138
d6	DC	40	WHITE	1.032
d7	DC	40	WHITE	1.030
d8	DC	60	WHITE	1.008
d9	DC	40	WHITE	679
di0	DC	40	WHITE	642

		kg	COLOR	mm
<b>E</b>				
e1	DC	40	WHITE	1.885
e2	DC	40	WHITE	1.776
e3	DC	40	WHITE	1.783
e4	DC	40	WHITE	1.775
e5	DC	40	WHITE	1.209
e6	DC	40	WHITE	1.094
e7	DC	40	WHITE	1.084
e8	DC	40	WHITE	1.048

REF.		kg	COLOR	mm
<b>BRAKE</b>				
br1	DC	40	WHT	837
br2	DC	40	WHT	657
br3	DC	40	WHT	718
br4	DC	40	WHT	735
br5	DC	40	WHT	1.122
br6	DC	40	WHT	999
br7	DC	40	WHT	978
br8	DC	40	WHT	846
br9	DC	40	WHT	864
br10	DC	40	WHT	982

A1	8000/U	90	NATURE	1.276
A2	8000/U	90	NATURE	1.221
A3	8000/U	90	NATURE	1.293
A4	8000/U	90	NATURE	1.292
2A1	8000/U	130	NATURE	1.637
2A2	8000/U	130	NATURE	1.527
2A3	8000/U	130	NATURE	976
2A4	8000/U	130	NATURE	863

2B1	8000/U	130	NATURE	1.246
2B2	8000/U	130	NATURE	1.219
2B3	8000/U	130	NATURE	997
2B4	8000/U	130	NATURE	923
STAB A	8000/U	50	NATURE	671
STAB C	8000/U	50	NATURE	798
STAB	8000/U	90	NATURE	3.459

2C1	8000/U	130	NATURE	1.236
2C2	8000/U	130	NATURE	1.205
2C3	8000/U	130	NATURE	988
2C4	8000/U	130	NATURE	914

2D1	8000/U	130	NATURE	1.130
2D2	8000/U	130	NATURE	1.060
2D3	8000/U	130	NATURE	837
2D4	8000/U	130	NATURE	769

2BR1	DC	60	WHT	1.020
2BR2	DC	60	WHT	798
2BR3	DC	60	WHT	801
2BR4	DC	60	WHT	884
3BR1	DC	60	WHT	1.818
3BR2	DC	60	WHT	1.302

3A1	8000/U	280	NATURE	2.332
3A2	8000/U	230	NATURE	3.334

3B1	8000/U	280	NATURE	2.580
3B2	8000/U	230	NATURE	3.279

3C1	8000/U	230	NATURE	2.617
3C2	8000/U	230	NATURE	3.293

3D1	8000/U	190	NATURE	2.652
3D2	8000/U	190	NATURE	3.322

BR MAIN	TARAX 200	RED	2.656	
				POINT: 2.456



# LINES

## SKIN 3 P

18

REF.	MAT.	kg	COLOR	mm
<b>A</b>				
a1	DC	60	WHITE	433
a2	DC	40	WHITE	335
a3	DC	40	WHITE	370
a4	DC	40	WHITE	364
a5	DC	40	WHITE	370
a6	DC	40	WHITE	337
a7	DC	40	WHITE	326
a8	DC	60	WHITE	356
a9	DC	60	WHITE	1.081
a10	DC	60	WHITE	950
a11	DC	60	WHITE	982
a12	DC	60	WHITE	950
a13	DC	40	WHITE	833
a14	DC	40	WHITE	768
a'1	DC	40	WHITE	490
a'2	DC	40	WHITE	406

REF.	MAT.	kg	COLOR	mm
<b>B</b>				
b1	DC	60	WHITE	1.831
b2	DC	40	WHITE	1.717
b3	DC	40	WHITE	1.706
b4	DC	60	WHITE	1.707
b5	DC	60	WHITE	1.065
b6	DC	40	WHITE	954
b7	DC	40	WHITE	954
b8	DC	60	WHITE	932
b9	DC	40	WHITE	793
b10	DC	40	WHITE	755

REF.	MAT.	kg	COLOR	mm
<b>C</b>				
c1	DC	60	WHITE	1.815
c2	DC	40	WHITE	1.698
c3	DC	40	WHITE	1.687
c4	DC	60	WHITE	1.686
c5	DC	60	WHITE	1.056
c6	DC	40	WHITE	943
c7	DC	40	WHITE	943
c8	DC	60	WHITE	920
c9	DC	40	WHITE	674
ci0	DC	40	WHITE	634

REF.	MAT.	kg	COLOR	mm
<b>D</b>				
d1	DC	60	WHITE	1.920
d2	DC	40	WHITE	1.806
d3	DC	40	WHITE	1.814
d4	DC	60	WHITE	1.818
d5	DC	60	WHITE	1.207
d6	DC	40	WHITE	1.095
d7	DC	40	WHITE	1.092
d8	DC	60	WHITE	1.069
d9	DC	40	WHITE	720
di0	DC	40	WHITE	681

		kg	COLOR	mm
<b>E</b>				
e1	DC	40	WHITE	1.999
e2	DC	40	WHITE	1.885
e3	DC	40	WHITE	1.890
e4	DC	40	WHITE	1.884
e5	DC	40	WHITE	1.282
e6	DC	40	WHITE	1.161
e7	DC	40	WHITE	1.149
e8	DC	40	WHITE	1.112

REF.		kg	COLOR	mm
<b>BRAKE</b>				
br1	DC	40	WHT	887
br2	DC	40	WHT	698
br3	DC	40	WHT	761
br4	DC	40	WHT	780
br5	DC	40	WHT	1.190
br6	DC	40	WHT	1.060
br7	DC	40	WHT	1.038
br8	DC	40	WHT	897
br9	DC	40	WHT	916
br10	DC	40	WHT	1.042

A1	8000/U	90	NATURE	1.410
A2	8000/U	90	NATURE	1.291
A3	8000/U	90	NATURE	1.370
A4	8000/U	90	NATURE	1.372
2A1	8000/U	130	NATURE	1.737
2A2	8000/U	130	NATURE	1.620
2A3	8000/U	130	NATURE	1.034
2A4	8000/U	130	NATURE	916

2B1	8000/U	130	NATURE	1.320
2B2	8000/U	130	NATURE	1.296
2B3	8000/U	130	NATURE	1.057
2B4	8000/U	130	NATURE	980
STAB A	8000/U	50	NATURE	711
STAB C	8000/U	50	NATURE	846
STAB	8000/U	90	NATURE	3.707

2C1	8000/U	130	NATURE	1.309
2C2	8000/U	130	NATURE	1.281
2C3	8000/U	130	NATURE	1.048
2C4	8000/U	130	NATURE	971

2D1	8000/U	130	NATURE	1.199
2D2	8000/U	130	NATURE	1.126
2D3	8000/U	130	NATURE	888
2D4	8000/U	130	NATURE	816

2BR1	DC	60	WHT	1.081
2BR2	DC	60	WHT	848
2BR3	DC	60	WHT	848
2BR4	DC	60	WHT	940
3BR1	DC	60	WHT	1.927
3BR2	DC	60	WHT	1.385

3A1	8000/U	280	NATURE	2.508
3A2	8000/U	230	NATURE	3.574

3B1	8000/U	280	NATURE	2.767
3B2	8000/U	230	NATURE	3.515

3C1	8000/U	230	NATURE	2.807
3C2	8000/U	230	NATURE	3.530

3D1	8000/U	190	NATURE	2.844
3D2	8000/U	190	NATURE	3.560

BR MAIN	TARAX 200	RED	2.829
---------	-----------	-----	-------

POINT: 2.629

# LINES

## SKIN 3 P

## 20

REF.	MAT.	kg	COLOR	mm
<b>A</b>				
a1	DC	60	WHITE	456
a2	DC	40	WHITE	354
a3	DC	40	WHITE	389
a4	DC	40	WHITE	384
a5	DC	40	WHITE	390
a6	DC	40	WHITE	356
a7	DC	40	WHITE	344
a8	DC	60	WHITE	375
a9	DC	60	WHITE	1.140
a10	DC	60	WHITE	1.002
a11	DC	60	WHITE	1.035
a12	DC	60	WHITE	1.002
a13	DC	40	WHITE	878
a14	DC	40	WHITE	809
a'1	DC	40	WHITE	517
a'2	DC	40	WHITE	429

A1	8000/U	90	NATURE	1.486
A2	8000/U	90	NATURE	1.363
A3	8000/U	90	NATURE	1.443
A4	8000/U	90	NATURE	1.448
2A1	8000/U	130	NATURE	1.830
2A2	8000/U	130	NATURE	1.711
2A3	8000/U	130	NATURE	1.090
2A4	8000/U	130	NATURE	967

3A1	8000/U	280	NATURE	2.672
3A2	8000/U	230	NATURE	3.801

REF.	MAT.	kg	COLOR	mm
<b>B</b>				
b1	DC	60	WHITE	1.930
b2	DC	40	WHITE	1.812
b3	DC	40	WHITE	1.797
b4	DC	60	WHITE	1.800
b5	DC	60	WHITE	1.123
b6	DC	40	WHITE	1.006
b7	DC	40	WHITE	1.006
b8	DC	60	WHITE	982
b9	DC	40	WHITE	835
b10	DC	40	WHITE	796

2B1	8000/U	130	NATURE	1.389
2B2	8000/U	130	NATURE	1.368
2B3	8000/U	130	NATURE	1.114
2B4	8000/U	130	NATURE	1.033
STAB A	8000/U	50	NATURE	750
STAB C	8000/U	50	NATURE	892
STAB	8000/U	90	NATURE	3.943

3B1	8000/U	280	NATURE	2.945
3B2	8000/U	230	NATURE	3.738

REF.	MAT.	kg	COLOR	mm
<b>C</b>				
c1	DC	60	WHITE	1.913
c2	DC	40	WHITE	1.791
c3	DC	40	WHITE	1.778
c4	DC	60	WHITE	1.779
c5	DC	60	WHITE	1.113
c6	DC	40	WHITE	995
c7	DC	40	WHITE	994
c8	DC	60	WHITE	970
c9	DC	40	WHITE	710
c10	DC	40	WHITE	669

2C1	8000/U	130	NATURE	1.377
2C2	8000/U	130	NATURE	1.353
2C3	8000/U	130	NATURE	1.104
2C4	8000/U	130	NATURE	1.024

3C1	8000/U	230	NATURE	2.986
3C2	8000/U	230	NATURE	3.755

REF.	MAT.	kg	COLOR	mm
<b>D</b>				
d1	DC	60	WHITE	2.023
d2	DC	40	WHITE	1.905
d3	DC	40	WHITE	1.912
d4	DC	60	WHITE	1.917
d5	DC	60	WHITE	1.273
d6	DC	40	WHITE	1.155
d7	DC	40	WHITE	1.151
d8	DC	60	WHITE	1.127
d9	DC	40	WHITE	759
d10	DC	40	WHITE	717

2D1	8000/U	130	NATURE	1.265
2D2	8000/U	130	NATURE	1.189
2D3	8000/U	130	NATURE	935
2D4	8000/U	130	NATURE	861

3D1	8000/U	190	NATURE	3.025
3D2	8000/U	190	NATURE	3.786

kg	COLOR	mm		
<b>E</b>				
e1	DC	40	WHITE	2.106
e2	DC	40	WHITE	1.988
e3	DC	40	WHITE	1.992
e4	DC	40	WHITE	1.987
e5	DC	40	WHITE	1.352
e6	DC	40	WHITE	1.224
e7	DC	40	WHITE	1.212
e8	DC	40	WHITE	1.172

REF.	kg	COLOR	mm	
<b>BRAKE</b>				
br1	DC	40	WHT	935
br2	DC	40	WHT	736
br3	DC	40	WHT	802
br4	DC	40	WHT	823
br5	DC	40	WHT	1.254
br6	DC	40	WHT	1.118
br7	DC	40	WHT	1.096
br8	DC	40	WHT	944
br9	DC	40	WHT	966
br10	DC	40	WHT	1.099

2BR1	DC	60	WHT	1.139
2BR2	DC	60	WHT	896
2BR3	DC	60	WHT	893
2BR4	DC	60	WHT	992
3BR1	DC	60	WHT	2.030
3BR2	DC	60	WHT	1.463

BR MAIN	TARAX 200	RED	2.973
---------	-----------	-----	-------

POINT: 2.773

# LINE MEASUREMENTS

## SKIN 3 P - 16

LINES HEIGHT mm

	A	A'	B	C	D	E	br
1	6171	6230	6033	6052	6069	6141	6140
2	6081	6149	5925	5935	5957	6029	5959
3	6001		5886	5892	5898	5969	5800
4	5994		5888	5891	5901	5959	5816
5	5970		5768	5756	5781	5847	5685
6	5939		5663	5651	5672	5736	5562
7	5928		5583	5579	5598	5653	5543
8	5953		5560	5554	5574	5616	5495
9	5813		5361	5376	5420		5513
10	5689		5327	5338	5384		5631
11	5606						
12	5572						
13	5401						
14	5339						

RISERS LENGHT mm

	A	B	C	D	
	480	480	480	480	STANDARD
	480	480	520	560	ACCELERATED
	0	0	40	80	TOTAL TRAVEL

## SKIN 3 P - 18

LINES HEIGHT mm

	A	A'	B	C	D	E	br
1	6570	6628	6404	6413	6445	6528	6521
2	6476	6541	6293	6296	6331	6411	6333
3	6398		6258	6253	6276	6348	6165
4	6392		6262	6253	6278	6343	6183
5	6342		6124	6119	6139	6212	6052
6	6308		6009	6008	6029	6093	5924
7	6295		5934	5931	5952	6008	5903
8	6325		5909	5902	5926	5973	5854
9	6170		5697	5709	5754		5872
10	6037		5656	5669	5717		5995
11	5956						
12	5918						
13	5737						
14	5670						

RISERS LENGHT mm

	A	B	C	D	
	480	480	480	480	STANDARD
	480	480	520	560	ACCELERATED
	0	0	40	80	TOTAL TRAVEL

## SKIN 3 P - 20

LINES HEIGHT mm

	A	A'	B	C	D	E	br
1	6917	6971	6745	6753	6790	6877	6892
2	6813	6882	6627	6632	6678	6757	6694
3	6727		6592	6600	6607	6689	6519
4	6720		6594	6596	6608	6678	6536
5	6687		6456	6459	6464	6550	6391
6	6656		6338	6337	6351	6423	6255
7	6651		6258	6252	6273	6336	6230
8	6679		6237	6229	6250	6296	6180
9	6514		6017	6033	6079		6200
10	6375		5977	5989	6037		6329
11	6288						
12	6251						
13	6059						
14	5991						

RISERS LENGHT mm

	A	B	C	D	
	480	480	480	480	STANDARD
	480	480	520	560	ACCELERATED
	0	0	40	80	TOTAL TRAVEL

# SUSPENSION

SKIN 3 P

MATERIAL CODE		DC	DC	8000/U	8000/U	8000/U	8000/U	A-8000/U	A-8000/U	A-8000/U	
STRENGTH CODE		40	60	50	70	90	130	190	230	280	
DIAMETER mm	Ø	0,5	0,6	0,5	0,7	0,8	0,9	1,1	1,1 X 1,4	1,3 X 1,7	
CORE MATERIAL		DYNEEMA	DYNEEMA	ARAMID	ARAMID	ARAMID	ARAMID	ARAMID	ARAMID	ARAMID	
SLEEVE MATERIAL		NO	NO	NO	NO	NO	NO	NO	NO	NO	
WEIGHT G/M	TOTAL	0,19	0,24	0,3	0,4	0,5	0,8	1,1	1,4	1,7	
BREAKING STRENGTH	MINIMUM	Kg	40	60	50	70	90	130	190	230	280
	MAXIMUM	Kg	48	84	59	78	110	144	211	255	
STRENGTH AFTER											
5.000 BENDING	TEST EN		33	74	26	39	49	88	52	69	
CYCLES											
ELONGATION AT	5 DAN EN %			0,4	0,5	0,4	0,4	0,4	0,3	0,15	
	10 DAN EN %		0,43	0,7	0,7	0,6	0,6	0,6	0,5	0,25	
	15 DAN EN %			1,1	1	0,8	0,8	0,7	0,6	0,35	
	20 DAN EN %			1,5	1,3	1	0,9	0,9	0,7	0,4	
	25 DAN EN %			1,9	1,5	1,3	1	1	0,8	0,5	
	30 DAN EN %		1,2	3,3	2,8	2,3	1,8	1,6	1,3	0,9	
	75 DAN EN %				3,7	3,2	3,1	2,7	2,3	1,3	
	100 DAN EN %							2,6	3,6	1,6	
	125 DAN EN %							3,5	3,3		
	150 DAN EN %							4,3	3,6	2,2	
	175 DAN EN %										
	200 DAN EN %									3,1	
	250 DAN EN %									3,8	
ELONGATION MAX. BREAKING STRENGTH %			3,2	3,8	3,9	4,3	4	4,4	4,4		

## THREAD

### SAIL MAKING

NAME	SERAFIL
N° OF REFERENCE	60
MATERIAL	POLYESTER
TYPE OF FINISH	SILK
LINEAR DENSITY	NM 61 / 3 (DTEX 163 * 3)
BREAKING STRENGTH	3,000 CN
ELONGATION	17,00%

### SERAFIL PROPERTIES

SOLIDITY ARTIFICIAL LIGTH	ISO 105 B02 > 5 - 6
SOLIDITY SWEAT	ISO 105 E04 > 4
SOLIDITY WASHING	ISO 105 C04 > 3
SOLIDITY GRAZE IN DRY	ISO 105 X12 > 4
SOLIDITY WASHING IN DRY	ISO 105 D01 > 3 - 4
TREATMENT WATER REPELLENT	WR

### RISERS MAKING

NAME	COATS BONDED C.F.P.
N° OF REFERENCE	V138
MATERIAL	POLYESTER
TYPE OF FINISH	SILK
BREAKING STRENGTH	9,5 KG
ELONGATION	19%

## RISERS

### RISERS

N° OF REFERENCE	10148
MATERIAL	DYNEEMA
WIDTH	5/6 M/M
THICKNESS	1,5 M/M
WEIGHT	5 G * L.M.
COLOR	316 CARBON

### COLOR INDICATOR

N° OF REFERENCE	IC-G 1-2
MATERIAL	POLYESTER
WIDTH	70 M/M
THICKNESS	0,80 M/M
BREAKING STRENGTH	130 DN
ELONGATION	35 %
WEIGHT	32 G * L.M.
COLOR	GREEN

### LOOPS

N° OF REFERENCE	LKI - 10
MATERIAL	NYLON
WIDTH	10 M/M
BREAKING STRENGTH	84 KG
ELONGATION	30 %
WEIGHT	5,5 G/M
COLOR	WHITE



**Niviuk Paragliders**

C/ Del Ter 6 - nave D

17165 La Cella de Ter - Girona - Spain

+34 972 422 878 | info@niviuk.com

[www.niviuk.com](http://www.niviuk.com)